

Create Account at traceablelive.com

1

Username

Password

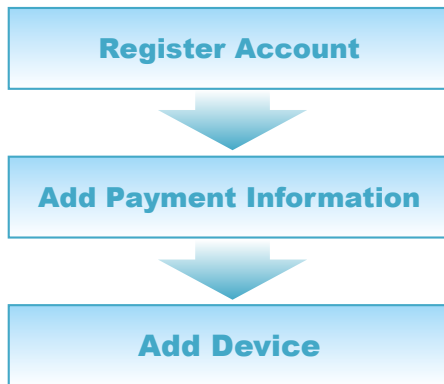
Forgot password?

New Account

Login

Fill out required fields

2



Back of unit

EXAMPLE

6500CC
S/N 100080013
KEY 5555123456
traceable.com 281-482-1714

By: 100 Due: Nov, 19 202

EXAMPLE

WiFi Setup

3



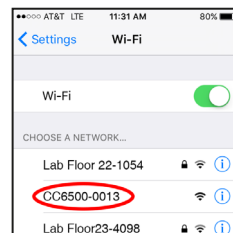
Press/HOLD WiFi button "AP" will appear on display.

Press WiFi button again, "AP URIF" will appear on display.

When "AP rEAdY" appears, proceed to next step.

Use Internet enabled device to connect to WIFI

4



Select Network:
CC6500-0013
see example network

Example
Network: **CC6500-0013**

EXAMPLE

6500CC
S/N 100080013
KEY 5555123456
traceable.com 281-482-1714

By: 100 Due: Nov, 19 202

EXAMPLE

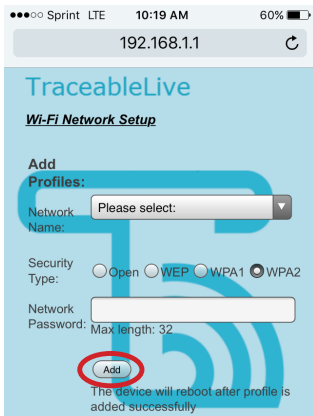
Open Browser, type
192.168.1.1 in address bar

5

CONGRATULATIONS!
Your device will restart.

Select local network and enter password.

Security type WPA2 recommended or
contact your network admin.



92-6500-30 Rev. 2 062117

TraceableLIVE®
QUICK START
GUIDE

**Test Equipment
Depot**
1-800-517-8431

5 Commonwealth Ave
Woburn, MA 01801

TestEquipmentDepot.com