

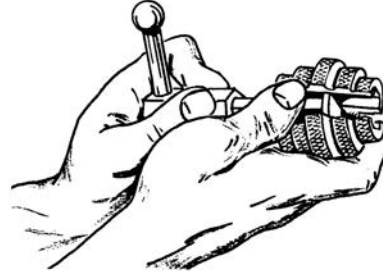
Test Equipment Depot - 800.517.8431 - 99 Washington Street Melrose, MA 02176 - [TestEquipmentDepot.com](http://TestEquipmentDepot.com)

**To reverse position of jaws...**

①

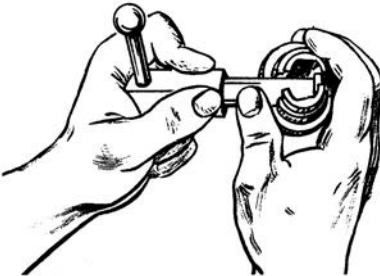


②



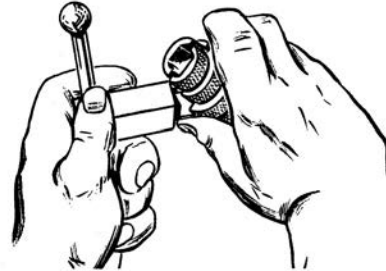
Spread jaws apart with thumb on side where ring is split. Slide jaws away from handle about  $\frac{1}{2}$  jaw length. It is not necessary to remove spring ring.

③



Maintain grip on jaws. Keep jaws in firm contact with body of wrench turning jaws 180°.

④



Push jaws back against hex shoulder of body.