



- ① Multi-purpose clip
- ② Swivel head. The display can always be read.

Commissioning


Remove the protective film on the display.

Switching on

- On Press button once:



Segmenttest




Current reading

Switch measurement view

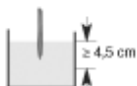
- On Press button repeatedly:



Hold



Current reading



Measuring in liquids:

Immerse measuring tip at least 4,5 cm.

Switching off

- On Keep button pressed for 3 seconds.

Selecting between °C/°F

- On When switching on keep button pressed until the segment test is finished, instrument switches to configuration menu. Press button again the instrument alternates between °C and °F. Wait 2 sec. before pressing the button again. The selected unit then applies.

Technical data


Type of application:	Short measurement
Sensor:	Thermocouple, type K
Measurement range:	-50 to +350°C; short-term to +500°C/ -58 to +660°F; short-term to +930°F
Parameters:	°C/°F
Resolution:	0.1°C/0.1°F
Accuracy:	(referred to calibration temperature of 25°C) ±1°C (-50...99,9 °C)/±1.8°F (-58 to +212°F) ±1% of m.v. (rest of range)
Ambient temperature:	0 to +40°C/+32°F to +104°F
Storage temperature:	-20 to +70°C/-4 to +160°F
Response time t99:	Approx. 10 s (in water)
Battery type:	3 x AAA
Battery lifetime:	Approx. 1000 h
Probe stem:	∅ 0.1 in / length: 7.9 in
Warranty:	2 years
CE guideline	2004/108/EEC

Please read before using instrument

- Do not measure on live parts!
- Risk of injury from measuring tip
- Observe measurement ranges of sensor
- Do not exceed maximum storage and operating temperature (e.g. protect measuring instrument from direct sunlight)
- Approx. 15 min. adjustment time if ambient temperature changes
- Inexpert handling cancels your warranty.

Changing the battery



The battery has to be changed if the  symbol appears in the display during the measurement.

- ✓ Instrument is switched off.
- 1 Open battery compartment cover.
- 2 Remove spent batteries and insert new batteries (3 x AAA) into the battery compartment. Observe polarity!
- 3 Close battery compartment cover.

Auto Off function

- ⌏ If no button has been pressed in approx. 10 minutes, the instrument switches itself off automatically.