

Data Sheet

Multi-Range DC Power Supplies Models 9103 and 9104



Full-Featured DC Power Supplies to Meet Your High Power Needs

Multi-range power supply models 9103 and 9104 can replace several power supplies on your bench by offering extended operating areas. Unlike conventional supplies with fixed output ratings, these power supplies automatically recalculate voltage and current limits for each setting, providing 320 W output power in any voltage/current setting within the supply's rated voltage and current limits.

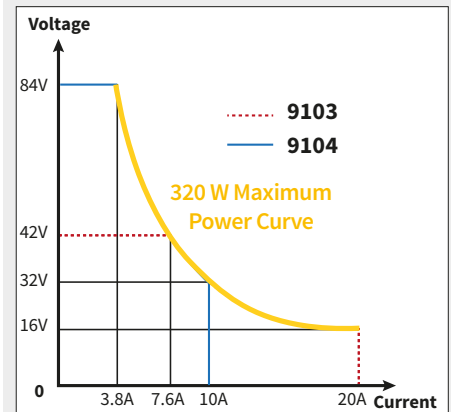
This family of switching mode power supplies feature a small form factor, auto cross-over for constant voltage (CV) and constant current (CC)

operation, 3 voltage/current presets for frequently-used settings and transient operation, and versatile remote control modes. The dual action push button allows the user to set both coarse and fine voltage and current levels quickly and precisely. A remote sensing terminal compensates for voltage drop across load leads.

These features make the 9103 and 9104 suitable for a wide range of applications requiring high current including production testing, telecommunications, R&D, service, and university labs.

| Model | 9103 | 9104 |
|-----------------|----------|----------|
| Maximum Voltage | 0 - 42 V | 0 - 84 V |
| Maximum Current | 0 - 20 A | 0 - 10 A |

Model 9103 / 9104
output characteristics



Traditional power supplies with rectangular output characteristics are only able to deliver maximum output power at one voltage/current point. The 9103 and 9104 provide greater flexibility over traditional power supplies by extending the operating areas. For example, the 9103 can operate at 42V / 7.6 A, 16 V / 20 A, or any other point on the maximum power curve.

Features and Benefits

- Automatic CV/CC crossover operation
- Lightweight and compact
- Save up to 3 user-defined voltage and current presets for quick recall
- Transient mode for generating square, triangular or trapezium waveforms
- PC software for remote control and external timed programming
- Analog remote control function
- USB interface
- Output on-off switch and control panel lock button for safer operation
- Overvoltage and overcurrent protection

Designed to Make Your Work Easier

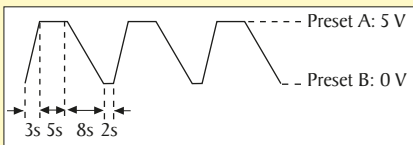
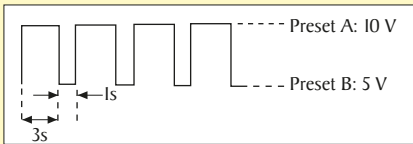
Fully Protected

Have peace of mind knowing that these power supplies come with built-in OVP (overvoltage protection), OTP (overtemperature protection), and OCP (overcurrent protection) circuitry. These protections help prevent serious damage to equipment in case of power supply failure.

Analog Remote Control Capability

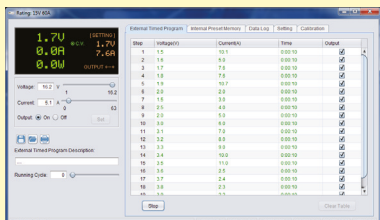
Use the included 8-pin connector to wire up to an external variable DC voltage source or variable resistor to remotely control the power supply's output voltage and current or to turn the output on/off.

Custom Presets and Transient Mode Operation



Use the front panel preset buttons to quickly set and recall up to 3 different voltage and current settings, to program the power supply for transient mode operation and to output bi-level square, triangular or trapezoidal waveforms.

PC Connectivity




Control your instrument through remote control PC software or use programming commands to communicate with your instrument.

Flexibility & Performance

Front Panel



Rear Panel



Specifications

| Models | 9103 | 9104 |
|--|--|------------|
| Output Rating | | |
| Variable Output Voltage | 0 - 42 VDC | 0 - 84 VDC |
| Variable Output Current | 0 - 20 A | 0 - 10 A |
| Maximum Output Power | 320 W | |
| Voltage Regulation | | |
| Load (0 - 100% of rated current) | ≤ 120 mV | ≤ 100 mV |
| Line (90 - 264 VAC variation) | ≤ 10 mV | |
| Current Regulation | | |
| Load (10 - 90% rated voltage) | ≤ 50 mA | |
| Line (90 - 264 VAC variation) | ≤ 10 mA | |
| Ripple & Noise | | |
| Ripple & Noise Voltage (rms) | ≤ 8 mVrms | ≤ 8 mVrms |
| Ripple & Noise Voltage (peak-peak) | ≤ 80 mVp-p | ≤ 80 mVp-p |
| Ripple & Noise Current (peak-peak) | ≤ 200 mA | ≤ 50 mA |
| Meter Type & Accuracy | | |
| Voltage Meter | 4 Digit LED Display ±(0.1% + 5 counts) | |
| Current Meter | 4 Digit LED Display ±(0.1% + 5 counts) | |
| Output Resolution | | |
| Output Voltage | 0.02 V | |
| Output Current | 0.01 A | |
| Output Setting Accuracy | | |
| Output Voltage | ±(0.2% + 0.05) | |
| Output Current | ±(0.2% + 0.05) | |
| Output Rise & Fall Time (typical) | | |
| Rise Time (50% load current) | ≤ 80 ms | ≤ 140 ms |
| Rise Time (maximum current) | ≤ 1200 ms | ≤ 1800 ms |
| Fall Time (50% load current) | ≤ 90 ms | ≤ 150 ms |
| Fall Time (100% load current) | ≤ 50 ms | ≤ 90 ms |

Note: All specifications apply to the unit after a temperature stabilization time of 15 minutes over an ambient temperature range of 23 °C ± 5 °C.

For up-to-date product information, please visit www.bkprecision.com

| General | | |
|--|---|--|
| AC Input | 90 - 264 VAC, 45 - 65 Hz | |
| AC Input Fuse | T5AL250V | |
| Power Consumption (typical) | ≤ 372 W (230 VAC) ≤ 385 W (100 VAC) | ≤ 367 W (230 VAC) ≤ 380 W (100 VAC) |
| Efficiency (typical) | ≥ 86% (230 VAC) ≥ 83% (100 VAC) | ≥ 87% (230 VAC) ≥ 84% (100 VAC) |
| Power Factor Control | Power factor correction > 0.91 at optimal load | |
| Full Load Input Current | ≤ 1.8 A (230 VAC) ≤ 4.1 A (100 VAC) | |
| No Load Input Current | ≤ 300 mA (230 VAC / 100 VAC) | |
| Protection Features | Adjustable upper voltage limit, adjustable upper current limit, Short Circuit, Overload, Over Temperature, Tracking OVP | |
| Tracking Over Voltage Protections | 0 - 10 V: Set Voltage + (1.5 V ± 0.5 V) 10 V - 42 V: 115 % - 130% of set voltage | 0 - 10 V: Set Voltage + (1.5 V ± 0.5 V) 10 V - 84 V: 115 % - 130 % of set voltage or > 90 V |
| Switching Frequency | 45 - 55 kHz | |
| Cooling Method | Thermostatic control fan from 0 to full speed | |
| Transient Response Time (50 - 100% Load) | ≤ 2.0 ms | |
| Safety & EMC | | |
| Safety Standard | CE: EN 61010 | |
| EMC | CE: EN55011 | |
| Harmonics Current Emission | EN 61000-3-2 | |
| Voltage Fluctuations & Flicker | EN 61000-3-3 | |
| EMC Immunity | EN 61000-6-1 | |
| Environment | | |
| Operating Temperature | 0 °C to +40 °C | |
| Working Humidity | 10-80% relative humidity, non-condensing | |
| Storage Temperature and Humidity | -15 °C to +70 °C 10 - 85% relative humidity, non-condensing | |
| Pollution Degree | Class 2 | |
| Dimensions and Weight | | |
| Dimensions (W x H x D) | 200 x 90 x 250 mm (7.9 x 3.6 x 10 inch) | |
| Weight | 2.5 kg (5.5 lb) | |
| Two-Year Warranty | | |
| Included Accessories | Power cord, USB cable, remote control connector and test report | |