
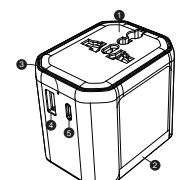


User Manual



UA100A Universal Power Adaptor With 1USB&1Type-C

PRODUCT OVERVIEW




- Multi-socket
- US/AU/UK/EU Plugs
- LED Indicator
- LED status normal operation
- LED shows not light
- Possible overload/Unplug one device and check status indicator again.
- Fuse burn-out, please check the fuse.
- USB-A Port
- USB-C Port

SPECIFICATIONS

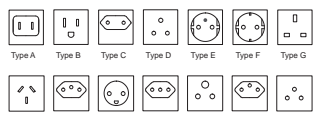
- Model: UA100A
- Rating: 100-250V-10A Max,2500W Max
- Input: 100-250V~50-60Hz,0.5A
- USB Output: 5.0V±2.1A(Total),2.1A Max Per Port
- Total DC Output: 10.5W
- Dimensions: 65mm x 55mm x 55mm
- Operating Temperature: 0°C - 40°C

APPLICABLE OUTLETS

1. Adapter can accept Type A, B, C, D, E, F, G, I, O plugs.




2. Adapter can plug into Type A,B,C,D,E,F,G,H,I,J,K,L,M,N and O outlets.



2-POLE UNEARTHED DEVICES

The product is suitable for use with most electronic devices up to 2500W at 250V and 1000W at 100V.It can be used with a multitude of appliances such as:Laptops,Small travel hair dryers,Travel irons,Electric fan,Table lamp, Electric razors,etc.

Please check the safety data sheet or data plate on the device to find this information before plugging it in.



HOW TO USE THE ADAPTER

Features:

Built-in multi-nation plugs can be selected to fit all outlets in different countries. Safety function switch ensure only one plug energized.


Attentions:

- Please make sure that the button is reset when the button is pushed out and retracted to the bottom, and if the button is not reset, it means that the plug has not been pushed in place and will affect the normal use.
- Only one plug-type can be used at one time by sliding the knob selection, other plug-pins are locked automatically.

USA

Slightly press the button and slide to the down for USA plug completely as shown,make sure the contact blades are turned to the parallel position.


Recover the plug: press and hold the "USA" button to release and continue to pull up, until the plug completely pull the top and then release the button, then the button will reset and lock the plug.



Australia / NZ

Slightly press the button and slide to the down for AUS plug completely as shown .make sure the contact blades are turned to the parallel position.


Recover the plug: press and hold the "AUS" button to release and continue to pull up, until the plug completely pull the top and then release the button, then the button will reset and lock the plug.



United Kingdom

Slightly press the button and slide to the down for UK plug completely as shown .Pull out the insulated ground pin from the housing.


Recover the plug: press and hold the "UK" button to release and continue to pull up, until the plug completely pull the top and then release the button, then the button will reset and lock the plug.



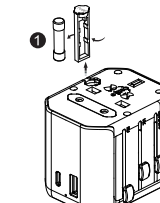
EUROPE

Slightly press the button and slide to the down for EUROPE plug completely as shown .make sure the contact blades are turned to the parallel position.

Recover the plug: press and hold the "EUROPE" button to release and continue to pull up, until the plug completely pull the top and then release the button, then the button will reset and lock the plug.



REPLACEMENT OF THE FUSE



- Take out
- You also could change new fuse. standard: 240Vac 10A, 6.3*25.4mm,BS1362 approved.

Notes:

- You should remove all the device before you change the new fuse.
- Please confirm whether there are water flowed out from the access equipment in the power rating.
- Please confirm whether the product is wet and there is water flowed out.

CAUTION

- Always disconnect Adapter from the outlet when not in use.
- Before use,please read this instruction carefully! This product does not convert voltage(AC-AC), in order to avoid possible damage to your device or other safety hazards,please make sure the power outlet you intend to use has the proper voltage to run your device before using this adapter.
- Indoor use only.
- Misuse can lead to electrical shock.
- The length of the USB cable should be less than 3M.
- The travel adaptor is for temporary use only and that it shall not be used permanently.
- Against inserting an adaptor into another adaptor shall be provided by the manufacturer.
- No grounding. This product is for use with unearthed or double insulated appliances only.

COMPATIBLE COUNTRIES

EU PLUG:

A Albania	Comoros	I Iceland
Algeria	Congo	India
Angola	Croatia	Indonesia
Argentina	Cote d' Ivoire	Iran
Austria	Cyprus	Iraq
Azores	D Denmark	Israel
B Balearic Islands	Djibouti	Italy
Belgium	E Egypt	K Kazakhstan
Bolivia	El Salvador	Korea
Bosnia	Equatorial Guinea	Kuwait
Brazil	Eritrea	L Laos
Bulgaria	Faeroe Islands	Lebanon
Burkina Faso	Finland	Lithuania
Burundi	France	Luxembourg
C Cameroon	Gabon	M Macedonia
Canary Island	Germany	Madagascar
Cape Verde	Gibraltar	Madira
Central African Republic	Greece	Mali
Channel Islands	Greenland	Martinique
Chile	Guadeloupe	Mauritania
	Guinea	Mauritius
	Guinea-Bissau	Monaco
	H Hungary	Morocco

AUS PLUG:

A American Samoa	Argentina
Anguilla	Australia
Antilles	Canada
Aruba	Cayman Islands
B Bahamas	China
Bangladesh	China
Barbados	Colombia
Bermuda	Costa Rica
Bolivia	Cuba
Brazil	E Ecuador
Canada	El Salvador
Cayman Islands	Guam
China	Guatemala
China	Guyana
Colombia	Haiti
Costa Rica	Honduras
Cuba	
E Ecuador	
El Salvador	
Guam	
Guatemala	
Guyana	
Haiti	
Honduras	


USA PLUG:

A American Samoa	Anguilla	Antilles	Aruba
B Bahamas	Bangladesh	Barbados	Bermuda
Bolivia	Brazil	Canada	Cayman Islands
China	China	Colombia	Costa Rica
Cuba	E Ecuador	El Salvador	Guam
Guatemala	Guyana	Haiti	Honduras

UK PLUG:

B Bahrain	Bangladesh	Belize	Botswana
Brunei	Cameroon	Channel Islands	Cyprus
Nicaragua	Niger	D Dominica	E El Salvador
G Gambia	Ghana	Gibraltar	Grenada
Guatemala	Guyana	H Hong Kong	Iraq
Ireland	Isle of Man	J Jordan	K Kuwait
L Lebanon			

Waste electrical products should not be disposed of with household waste. Please recycle where facilities exist. Check with your Local Authority for recycling advice.



660AC说明书	
品号	
日期	2024-01-25
版本	V1.0
制图	
审核	
核准	