

**NEW**

*Weighing Indicators*

# AD-4405A/4406A/4407A

*New and improved!*

*Easy to build a Weighing System  
to your own specifications using  
the featured Weighing Indicators*



AD-4407A



AD-4405A



AD-4406A



**AND** ... Clearly a Better Value  
A&D Company, Limited

# A multitude of Weighing System applications achieved with A&D's featured Weighing

## AD-4405A

### Built-in Printer as optional add-on for your weighing data recording

- Bright green VFD 20mm (height) display
- Optional dot matrix compact printer
- 10 keys for preset tare and unit weight setting, etc.
- Counting function
- Standard RS-232C



Rear panel



With optional built-in printer

## AD-4406A

### Expand your weighing applications by Battery operation

- High cost-effectiveness
- Big LCD 25mm (height) display
- Multi power supply
  - Alkaline C type battery:
    - Battery life 180 hours (LC 350Ω × 1)
    - Battery life 70 hours (LC 350Ω × 4)

Optional AC adapter

- F1, F2 selectable function keys
- Optional RS-232C
- Load cell 350Ω × 4
- Optional stand available



Rear panel




With optional stand

## AD-4407A

### Stainless Steel Enclosure to meet IP65 Dust & Waterproof standards for weighing applications in demanding environments

- Bright green VFD 20mm (height) display
- Bracket standard
- 10 keys for preset tare and unit weight setting, etc.
- Counting function
- Standard RS-232C



Rear panel



With standard stand

# Applications can be using Indicators

AD-4405A/4406A/4407A

Weighing Indicators

## Common Features

### ● Universal Flexi Coms

UFC allows you to customize the protocol of the printing format as well as outputting data with RS-232C

### ● Multi interval

2 weighing ranges selectable

### ● Accumulation function

Accumulative data is stored into memory automatically or manually

### ● Comparator function Upper/Lower, HiHi/Hi/OK/Lo/LoLo & comparison

Comparator output to optional relays

### ● Simple batch weighing

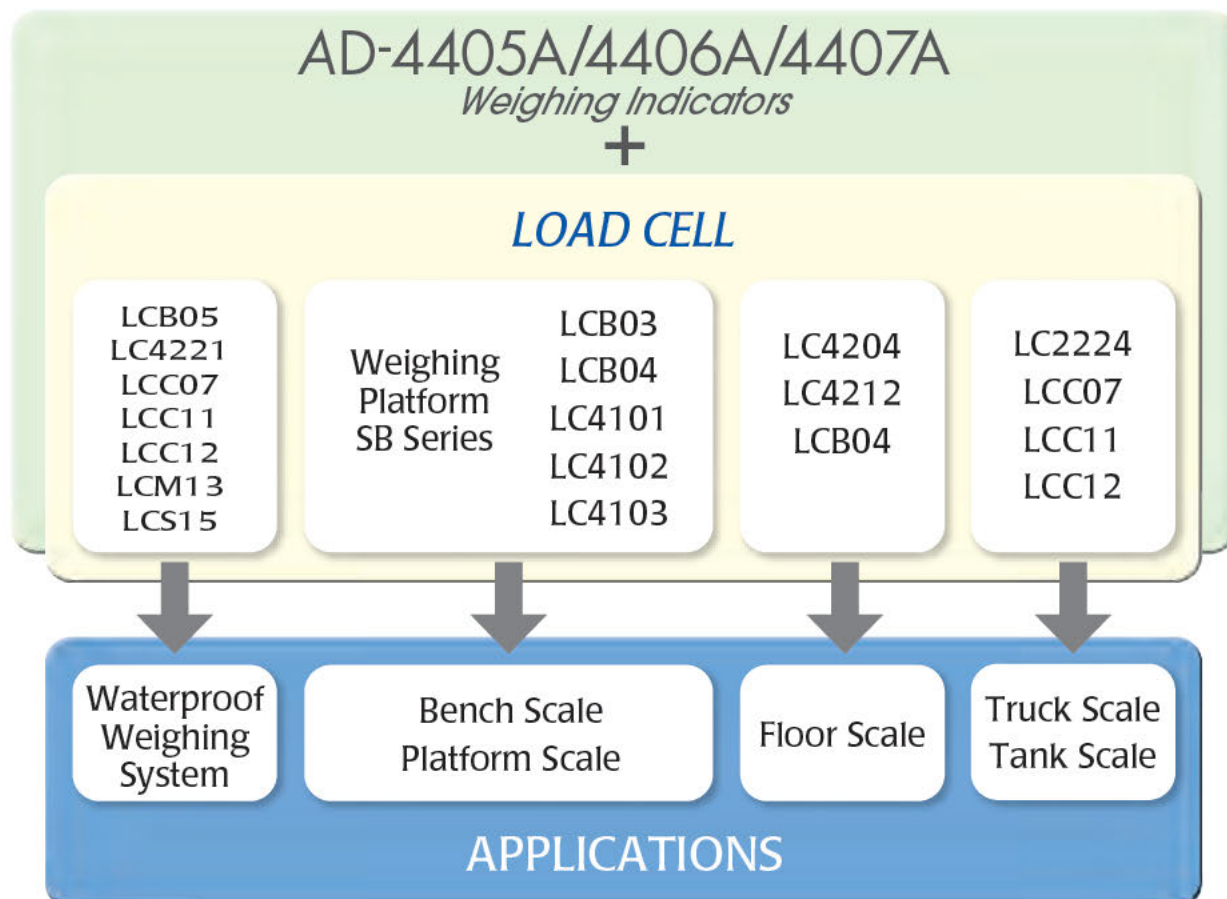
Automatic batching and customer programming capability

### ● Buzzer function

### ● Code memory function

## APPLICATIONS with LOAD CELL

You can use our load cells as a load sensor to build your own desktop, bench, floor or truck scales as per your preferences.



# AD-4405A/4406A/4407A

## Weighing Indicators

### Specifications

	AD-4405A	AD-4406A	AD-4407A
Input Sensitivity	0.15µV/d		
Input Signal Range	-35mV to +35mV		
Load Cell Excitation	DC 5V±5% 60mA, remote sensing (Up to 4 load cells at 350Ω/load cell)		DC 5V±5% 120mA, remote sensing (Up to 8 load cells at 350Ω/load cell)
Zero Temperature Coefficient	±0.02µV/°C typ. ±0.1µV/°C max.		
Span Temperature Coefficient	±3ppm/°C typ. ±15ppm/°C max.		
Non-Linearity	0.005% of full scale		
Input Noise	0.15µVp-p typ.		
Input Impedance	10MΩ or more		
A/D Conversion Method	Delta Sigma		
A/D Resolution	16,000,000 counts		
Maximum Display Resolution	20,000 (permissible 40,000)		
A/D Conversion Rate	10 times/sec.		
Main Display	7-segment, 20mm(H) VFD	7-segment, 25mm(H) LCD	7-segment, 20mm(H) VFD
Power	AC 100/120/200/230V -15~+10% (50/60Hz)	7 to 10V DC AC adaptor or C battery × 6	AC 100/120/200/230V -15~+10% (50/60Hz)
Consumption	20VA	Less than 10VA	20VA
Battery Life (Alkaline Battery)	-	180H (1 load cell) 70H (4 load cells)	-
Operating Temperature	-10 to +40°C (14°F to 104°F)		
Operating Humidity	Less than 85% RH (non-condensing)		
Physical Dimensions	275(W) × 111(H) × 159(D) mm 10.83(W) × 4.37(H) × 6.26(D) inches	192(W) × 96(H) × 87(D) mm 7.56(W) × 3.78(H) × 3.43(D) inches	199(W) × 206(H) × 80(D) mm 7.83(W) × 8.11(H) × 3.15(D) inches
Net Weight	Approximately 1300g / 2.87 lb	Approximately 650g / 1.43 lb	Approximately 2700g / 5.95 lb

### Options

AD-4405-03 ————— RS-422/485 and 3 Relay Outputs  
 AD-4405-05 ————— RS-232C, 3 Relay Outputs and 3 Control Inputs  
 AD-4405-06 ————— Built-in Printer  
 AD-4405-07 ————— Analog Output (4-20mA)  
 AD-4405-08 ————— RS-232C, Current Loop Output,  
 3 Relay Outputs and 1 Control Input

AD-4406-03 ————— RS-422/485 and 3 Relay Outputs  
 AD-4406-04 ————— RS-232C  
 AD-4406-05 ————— RS-232C, 3 Relay Outputs and 3 Control Inputs  
 AD-4406-07 ————— Analog Output (4-20mA)  
 AD-4406-08 ————— RS-232C, Current Loop Output,  
 3 Relay Outputs and 1 Control Input  
 AD-4406-11 ————— Display Stand

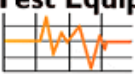
AD-4407-03 ————— RS-422/485 and 3 Relay Outputs  
 AD-4407-05 ————— RS-232C, 3 Relay Outputs and 3 Control Inputs  
 AD-4407-07 ————— Analog Output (4-20mA)  
 AD-4407-08 ————— RS-232C, Current Loop Output,  
 3 Relay Outputs and 1 Control Input

### Accessories

AD-8118C ————— Universal Printer  
 AD-8121B ————— Dot Matrix Compact Printer  
 AD-4379SUS ————— Summing Box (4 points)  
 AD-4380 ————— Junction Box  
 AD-4382 ————— Summing Box (2 points)

Appearance and/or specifications subject to change for improvement without notice.

**AND** ...Clearly a Better Value  
 A&D Company, Limited

**Test Equipment Depot**  
  
 1-800-517-8431  
 5 Commonwealth Ave  
 Woburn, MA 01801  
 Phone 781-665-1400  
 Toll Free 1-800-517-8431

Visit us at [www.TestEquipmentDepot.com](http://www.TestEquipmentDepot.com)