

ADG series

ADG-P & ADG-L

Preen®

Programmable DC Power Supply

up to
2000V



▼ Low Ripple & Tight Regulation

▼ 5 & 7-inch Intuitive Touch Screen HMI.

▼ Compact & High Power Density.

▼ Output Current up to **2500A**

▼ Multiple Simulation Functions.

▼ Efficiency up to >90%.

▼ High Output Power **4-100kW**

▼ 16 Different Output Voltages & 52 Models.

▼ Fast Transient Response

Test Equipment Depot - 800.517.8431 - 99 Washington Street Melrose, MA 02176


www.PreenPower.com

TestEquipmentDepot.com

AC + DC
Power Solutions

The Best DC Power Solution for Renewable Energy, Electric Vehicle(EV) and Smart Grid Applications

up to
52 models



ADG series family of programmable DC power supply includes the ADG-P series and the new release ADG-L series, covering power level from 4kW up to 100kW in a single unit. These compact DC power supplies come in 16 output voltage ranges with maximum voltage up to 1600V and maximum current up to 2500A. All the models are equipped with an intuitive touch screen and built-in programmable functions. The ADG family also has control software available for easy remote control and programming. With features of high precision and high performance, the ADG family is an ideal DC power solution for functional tests or design validation of renewable energy, electric vehicle supply equipment (EVSE), on-board or off board battery charger (OBC/OFF-BC), DC-DC converter, and DC electronics.

ADG series family features

- Intuitive Touch Screen**
All models of the ADG series family are equipped with touch screen for easy operation and monitoring.
- High Voltage Models**
Multiple high voltage models with output up to 1600V for EV and renewable energy applications.
- Modular Design**
The modular design of the power unit greatly enhances the ADG family's performance stability.
- Auto-Range Models for a Wide Range Operation**
Auto-range models of the ADG-L series can provide a higher current at a lower voltage, providing a wide range output with a smaller footprint and a better cost performance.
- DSP Control System**
Utilizing digital signal processing (DSP) technology, the ADG family has better performance and precision.
- Easy Remote Control**
Multiple remote interfaces are available for system integrations and remote control.
- Simulations via Built-in Sequences**
Power normal or abnormal conditions can be simulated via control software or touch screen HMI.
- RoHS Compliant**
The ADG family is designed and manufactured under RohS compliance for environmental sustainability.

Product series	ADG-L	ADG-P
Output Power	4-12kW	30-100kW
Output Voltage	0-160V to 0-1000V	0-40V to 0-1600V
Mode	CV/CC/CP	CV/CC
Power Factor	≥0.99	≥0.9
Step & Ramp	○	○
Auto-Range Model	△	-
HMI	Touch screen	Touch screen
Parallel Operation	○	△
Event Log	○	○
OVP / OCP Setting	○	○
Remote Sense	○	△
Control Software	○	○
Remote Interface	RS-232	○
	RS-485	○
	USB	△
	Ethernet	△
	GPIB	△
	Analog	○

○ : Standard △ : Optional / Custom Design

Programmable DC Power Supply

4kW/8kW/12kW

Preen's new ADG-L series is a programmable DC power supply with high power density, low noise, and tight regulation. The combination of DSP and PWM technologies has enabled significant advances in stability and measurements. The ADG-L series includes fourteen models with 4kW, 8kW and 12kW maximum output powers and several Auto Range models to provide a higher output current at lower output voltage. With CV/CC/CP modes and its high voltage and high power features, the ADG-L series is an ideal DC power for applications on photovoltaic (PV), electric vehicle (EV), battery charge simulation, fuse, and contactors. With a full 12kW in a 3U package it is designed for simulations in product development and automatic test system & integration. Parallel configuration is available to achieve higher output level.

The ADG-L series is operated from the 5" intuitive touch screen or the rotary knob to quickly access measurements, setting parameters, and configurations. The DC power supply can also be controlled via RS-232, RS-485 and Analog standard remote interfaces or through optional Ethernet, USB, or GPIB interfaces. The built-in simulation function allows devices to be tested to voltage dropouts, spikes and other repetitive testing for voltage and current. This makes the ADG-L series ideal for various applications in renewable energy, EV, aerospace, DC/DC converter and electronic product markets.

Current up to

150A*

Voltage up to

1000V

Multiple Ways of Input Wiring
single or three phase input available

1Φ & 3Φ*

*via parallel configuration

*for 8kW & 12kW models only

Step & Ramp Simulations

time range

10ms

~

99999.9 hr

Output Modes

CV/CC/CP

Built-in Sequences

up to

495 STEPs

High Power Density

12kW in

3U*

*13.2cm/5.2inches


ADG-L PANEL DESCRIPTION

- | | |
|--|--|
| 1. Power Switch | 11. RS-485 terminal resistor switch |
| 2. Touch Screen | 12. Accessory power outlet |
| 3. Rotary Knob | 13. RS232/RS485 Interface (standard) |
| 4. Output / Reset Button | 14. RS232/RS485 Interface switch |
| 5. DC negative output terminal | 15. Analog interface |
| 6. DC positive output terminal | 16. Optional communication interface : USB/Ethernet/GPIB |
| 7. Remote Sense Connector | 17. Input terminals |
| 8. USB interface (for firmware update) | |
| 9. CANBUS terminal resistor switch | |
| 10. Serial and parallel switch | |

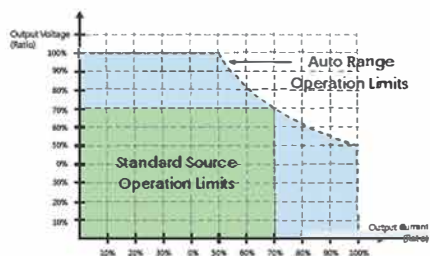
Front Panel Overview



Rear Panel Overview

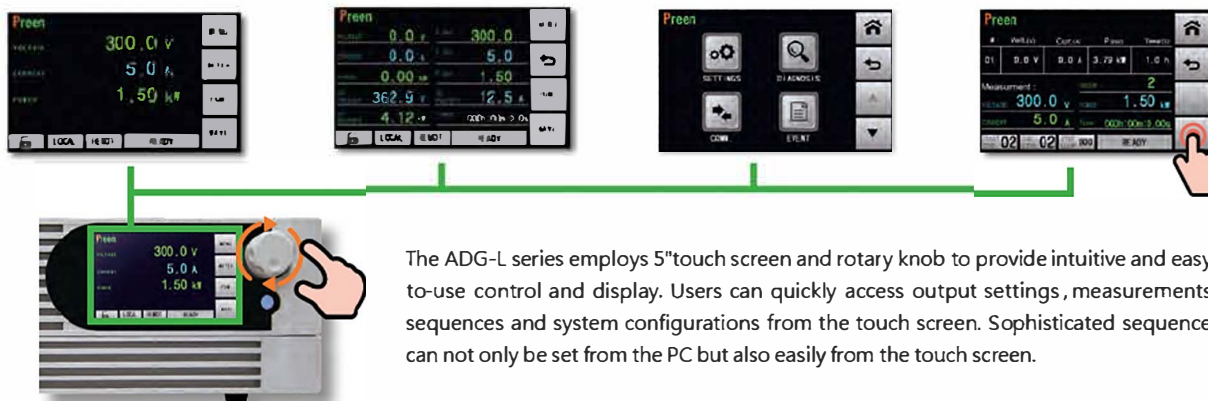


Auto Range Models



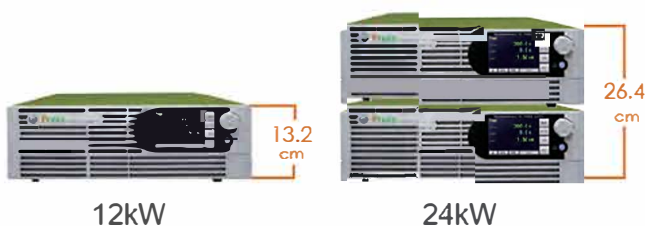
Comparing to conventional DC power supplies that provide the same rated current at all output voltage, the ADG-L's auto range models offer a wide operation region. It can generate a higher output current at lower output voltage, or a higher output voltage at lower output current. This feature is an ideal solution for both high current/low voltage and low voltage/high current DUT, and makes one unit to cover a wide range of applications to further save cost and space.

Intuitive Touch Screen and Rotary Knob



The ADG-L series employs 5" touch screen and rotary knob to provide intuitive and easy-to-use control and display. Users can quickly access output settings, measurements, sequences and system configurations from the touch screen. Sophisticated sequences can not only be set from the PC but also easily from the touch screen.

High Power Density: 12kW in 3U



Employing PWM technology and DSP-based control, Preen's ADG-L series DC power supply has 12kW available only in 3U package, and with parallel configuration, 24kW only has 6U height. The rack-mount enclosure is designed to accommodate a wide range of applications, especially for automatic test systems and integrations.

Free Control Software and Various Communication Interfaces



The ADG-L series can be controlled via the Preen Program to configure sophisticated sequences, save/recall STEPs, and generate test result reports. This intuitive control software makes remote programming no longer a difficult task.



The DC power supply is equipped with RS-232/RS-485 (MODBUS) for standard interfaces. Optional Ethernet, USB, GPIB and RS-232/RS-485 (SCPI) are also available for better integrations with automatic test systems and the needs of industry 4.0.

Wide Voltage and Current Range

Preen's ADG-L series has 14 different models with three output power levels, 4kW, 8kW and 12kW. With up to 1000V output voltage and multiple Auto Range models, the ADG-L series covers a wide range of applications including electric vehicle, photovoltaic, battery, DC/DC converters and electronic products.

14 Models



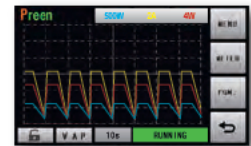
160V 4kW ADG-L-160-25	160V 8kW ADG-L-160-50	160V 12kW ADG-L-160-75	330V 4kW ADG-L-330-12	330V 8kW ADG-L-330-25-4	660V 8kW ADG-L-660-12	660V 12kW ADG-L-660-25-8
330V 8kW ADG-L-330-24	330V 12kW ADG-L-330-50-8	330V 12kW ADG-L-330-36	330V 12kW ADG-L-330-75-12	500V 12kW ADG-L-500-24	1000V 12kW ADG-L-1000-12	1000V 12kW ADG-L-1000-25-12

Programming Sequences and Simulations

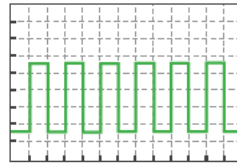
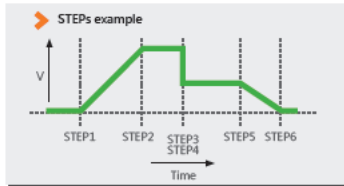
The built-in programming function of the ADG-L series has 99 STEPs for each of the 5 GROUPS. Users can set each STEP's output voltage, output current and time to generate consecutive voltage/current changes or set different rise/fall time. This built-in function and the ADG-L's control software allow users to create complex DC waveform with sophisticated coding. Making programming the DC power supply an easy task.



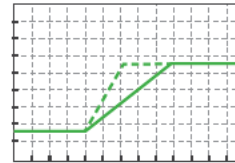
Program Setting Page



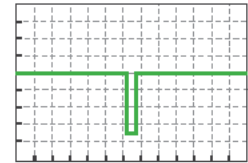
Wave Page



DC Pulse



Slew Rate Control



Voltage Sag

Master/Slave Parallel Operation

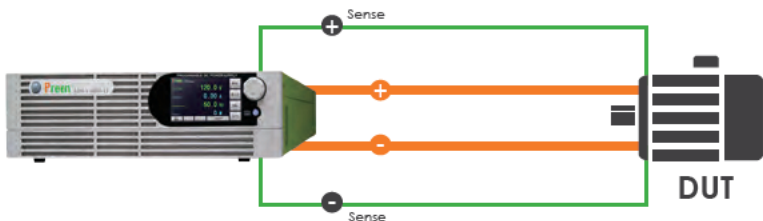
Through a simple and fast setup, the ADG-L series can generate higher power by connecting identical models in a master/slave parallel operation. Users only need to control the master unit for multiple units' setup and readbacks. The master unit automatically calculates the parameters and downloads data to slave units to make programming easier and current sharing more precise.



Wide Range of Applications

- Hybrid-Electric / Electric Vehicle (HEV/EV) and related components
- DC/DC & DC/AC converters
- Rail transport components
- Electroplating and water treatment
- Circuit breakers, contactors and fuses
- Renewable Energy

Remote Sensing



In many laboratories or factories, the DC power supply is located a certain distance away from the DUT, and this sometimes causes voltage drop due to the resistance of the wires. The ADG-L is equipped with remote sensing to compensate voltage drops and provide a stable output voltage, and it allows users to have the desired voltage appear at DUT.

Device Protection

The ADG-L series has multiple levels of protection to safeguard your device. These include over-voltage, over-current, over-power, over-temperature, and input under/over-voltage to shut down the power supply output to prevent fault conditions and further damages.

Error Log for Easy Analysis



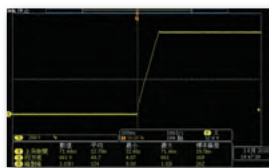
The EVENT function of the ADG-L series provides an error log to record critical errors up to 999 items. The log includes date, time and error types to help users better analyze fault conditions.

Multiple Ways of AC Input Connection

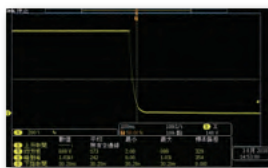
Conventional DC power supplies have only one type of AC input range and one way of input wirings. Different from most of high power DC power supply, the ADG-L series' 8kW and 12kW models offer more than two ways of input connections. For example, the 8kW models can have single phase or three phase input without factory modifications. This feature provides flexibility and convenience for users to operate the unit in different environments.

Industry-leading Performance

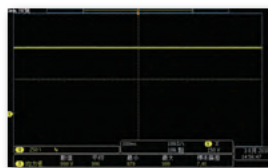
The ADG-L series is designed for low ripple, high accuracy and tight regulation for simulating different DC voltages. With fast transient response and rise time, the ADG-L DC sources are ideal to test DUT behavior to voltage sags, dropouts, ON/OFF tests and complex DC waveforms.



Fast Rise Time



Fast Fall Time



Low Voltage Ripple



Fast Transient Response

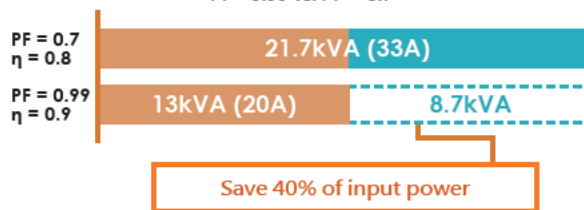
0.99 Input Power Factor

PF up to
0.99

The ADG-L series is equipped with active Power Factor Corrector (PFC) to enhance input PF up to industry-leading 0.99, which helps reduce the interference on the grid.

- 01 Effectively increase real power (P) and reduce reactive power (Q) for better energy saving and operation cost.
- 02 Able to suppress peak current and power loss to have lower harmonic distortions.
- 03 Reduce input current to have compact and high power density DC sources.
- 04 Save more energy and lower carbon footprint for better environment.
- 05 The ADG-L series (with PFC) v.s. Conventional DC Sources (no PFC) refer to the chart on the right

Input Power (Apparent Power) Comparison PF = 0.99 vs. PF = 0.7



For a 12kW ADG-L model with 3-phase 4-wire 220/380V input, when power factor (PF) increases from 0.7 to 0.99 and efficiency improves from 0.8 to 0.9, input power (apparent power) can effectively reduce 40% for energy saving.

ADG-P series

Standard | Optional
RS-485 | RS-232 | GPIB | Analog

High Power Programmable DC Power Supply

30kW~100kW

Preen's ADG series is a programmable DC power supply with high power density and high output power, offering great response time, high accuracy and many output voltage and current combinations. Designed for the increasing demand of high power DC, ADG is ideal for testing EV's motor/compressor, server power supply, fuse/circuit breaker/contactors, and PV inverter or can be used as a facility power or EMC chamber power.

With output power up to 100kW per unit, the ADG series offers output voltage up to 1600V and output current up to 2500A.

Users can select standard RS-485 interface or optional RS-232 and GPIB. The STEP and GRADUAL modes allow easy setup on test sequence and depending on CV/CC settings and load conditions, ADG series can operate as a current or voltage source. Its remote sensing feature can effectively reduce voltage drop caused by cable length and provides more flexibility on installation.

NEW

DSP Technology Design

Great Advances in Performance

High Power
30-100kW

lowest to
<0.1%-0.2%
Low Ripple

Fast Transient Response
< 4ms

High Efficiency
up to
>90%

High Voltage
15 voltage ranges up to
2000V

High Current
up to
2000A

For Wide Applications
43
models

Applications



Renewable Energy



Aircraft Manufacturing



EMC Chamber



Laboratory



Control Room/ Data Center



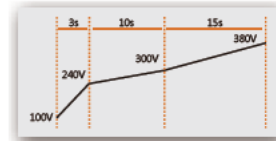
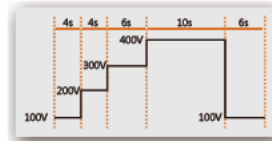
Electronics



A DC power supply with

“High Output Voltage, High Output Current, Wide Range of Output Power, and Programmable Functions.”

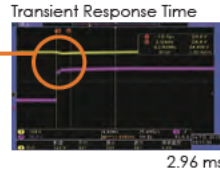
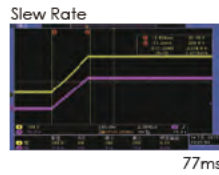
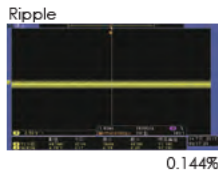
Easy Remote Control Set Up & Technically Advanced Performance



ADG-P series comes with RS-485 interfaces and optional RS-232 and GPIB interfaces, allow user to easily programming the unit through different interfaces or Preen’s control software.

The built-in STEP and GRADUAL modes allow users to set up sequences of start / end voltage, run time and current for different testing simulations. Or users can contact us to customize different built-in voltage and current simulations for easy testing set up.

Technically Advanced Performance



Measurement < 4-12 ms

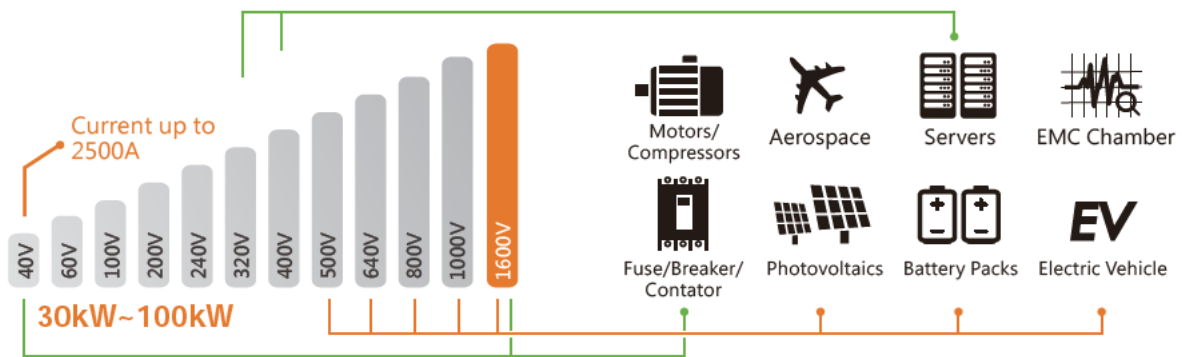
ADG series has the industry leading performance on ripple, response time, and voltage regulation, which make it an ideal DC power supply for all kinds of testing.

User-friendly HMI



ADG series has an intuitive touch screen HMI for easy operation and data display. Users also can easily set up voltage or current variation simulations through the built-in programmable functions in the touch screen.

A Variety of Applications



ADG series has many output voltage ranges suitable for different market applications. Models over 640V output voltage are applicable for renewable energy, EV, and lithium battery industries. When it comes to circuit breakers, contactors or fuses that require high voltage or current, models with 2000A or 1600V can fulfill the power demands of this type of component testing. The 400V or 320V models can be applied to server related applications due to the increased needs for high voltage DC in data centers.

ADG-L SPECIFICATIONS

Model	ADG-L-160-25	ADG-L-330-12	ADG-L-330-25-4	ADG-L-160-50	ADG-L-330-24	ADG-L-330-50-8	ADG-L-660-12
Output Power	4kW	4kW	4kW	8kW	8kW	8kW	8kW
INPUT							
Input Voltage	1 Φ 2W+G 187-264 Vac			1 Φ 2W+G 187-264 Vac 3 Φ 4W+G 340-460 Vac			
Input Current	24A			1 Φ : 48A 3 Φ : 24A			
Input Frequency	47 Hz - 63 Hz						
Power Factor	≥ 0.99 at max. power						
OUTPUT							
Voltage	0~160V	0~330V	0~330V	0~160V	0~330V	0~330V	0~660V
Current	0~25A	0~12A	0~25A	0~50A	0~24A	0~50A	0~12A
Voltage Ripple (rms)	$\leq 0.15\%$ F.S.	$\leq 0.08\%$ F.S.	$\leq 0.08\%$ F.S.	$\leq 0.15\%$ F.S.	$\leq 0.08\%$ F.S.	$\leq 0.08\%$ F.S.	$\leq 0.08\%$ F.S.
Voltage Ripple (peak to peak)	$\leq 1.6\%$ F.S.	$\leq 0.8\%$ F.S.	$\leq 0.8\%$ F.S.	$\leq 2.5\%$ F.S.	$\leq 1.6\%$ F.S.	$\leq 1.6\%$ F.S.	$\leq 0.8\%$ F.S.
Voltage Line Regulation	$\leq 0.03\%$ F.S.						
Voltage Load Regulation ^{*1}	$\leq 0.08\%$ F.S.	$\leq 0.05\%$ F.S.	$\leq 0.05\%$ F.S.	$\leq 0.08\%$ F.S. + 80mV	$\leq 0.08\%$ F.S. + 80mV	$\leq 0.08\%$ F.S. + 80mV	$\leq 0.05\%$ F.S.
Current Ripple (rms)	$\leq 0.15\%$ F.S.	$\leq 0.25\%$ F.S.	$\leq 0.15\%$ F.S.	$\leq 0.15\%$ F.S.	$\leq 0.25\%$ F.S.	$\leq 0.15\%$ F.S.	$\leq 0.5\%$ F.S.
Current Line Regulation	$\leq 0.05\%$ F.S.						
Current Load Regulation	$\leq 0.10\%$ F.S.	$\leq 0.10\%$ F.S.	$\leq 0.10\%$ F.S.	$\leq 0.2\%$ F.S.	$\leq 0.2\%$ F.S.	$\leq 0.2\%$ F.S.	$\leq 0.25\%$ F.S.
Transient Response ^{*2}	≤ 3 ms	≤ 3 ms	≤ 3 ms	≤ 3 ms	≤ 3 ms	≤ 3 ms	≤ 3.5 ms
Efficiency	$\geq 90\%$ at max. power						
Slew Rate ^{*3}	Rise Time	≤ 25 ms	≤ 35 ms	≤ 35 ms	≤ 25 ms	≤ 40 ms	≤ 60 ms
	Fall Time (Full Load)	≤ 30 ms	≤ 40 ms	≤ 40 ms	≤ 35 ms	≤ 45 ms	≤ 45 ms
	Fall Time (No Load)	≤ 10 s					
Programming & Measurement							
Voltage Programming Accuracy	$\leq 0.15\%$ F.S.+100mV						
Voltage Measurement Accuracy	$\leq 0.15\%$ F.S.+100mV			$\leq 0.15\%$ F.S.+100mV			$\leq 0.15\%$ F.S.+100mV
Voltage Resolution	100mV						
Current Programming Accuracy	$\leq 0.4\%$ F.S.+60mA						
Current Measurement Accuracy	$\leq 0.3\%$ F.S.+60mA			$\leq 0.3\%$ F.S.+60mA			$\leq 0.4\%$ F.S.+60mA
Current Resolution	10mA						
General Specs.							
Interfaces	Standard: RS-485/RS-232 (Modbus) & Analog Optional: Ethernet/USB/RS-485/RS-232 (SCPI) or GPIB						
Remote sense compensation	≤ 5 V						
Operating Temperature	0° C ~ 40° C						
Storage Temperature	-20° C ~ 70° C						
Protections	OVP、OCP、OPP、OTP、Vin OV、Vin UV、LDC OV Vin LV、Phase Fail、Fan Fail						
OVP Range	0~110% F.S.						
OCP Range	0~110% F.S.						
Dimension (HxWxD)	132 x 442 x 756 mm / 5.20 x 17.40 x 29.76 inches						
Weight	4kW: approx. 26kg / 57.32lbs 8kW: approx. 33kg / 72.75lbs						

ADG-L SPECIFICATIONS

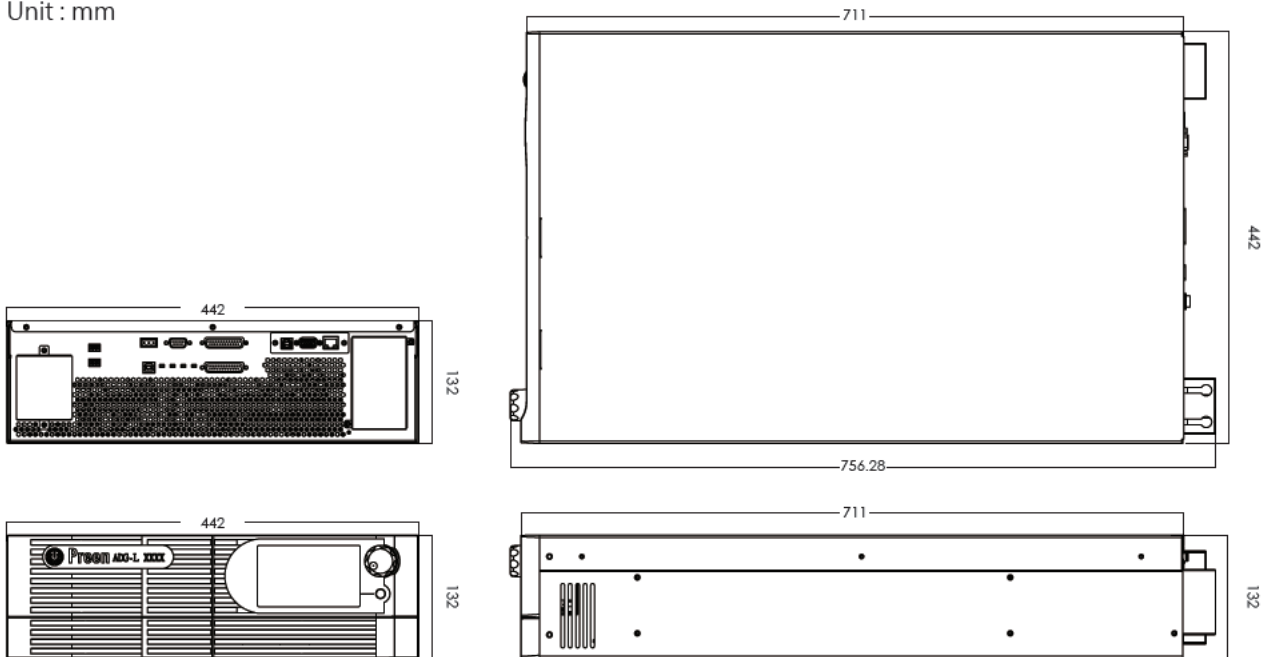
Model	ADG-L-660-25-8	ADG-L-160-75	ADG-L-330-36	ADG-L-330-75-12	ADG-L-500-24	ADG-L-1000-12	ADG-L-1000-25-12
Output Power	8kW	12kW	12kW	12kW	12kW	12kW	12kW
INPUT							
Input Voltage	1 Φ 2W+G 187-264 Vac 3 Φ 4W+G 340-460 Vac	1 Φ 2W+G 187-264 Vac 3 Φ 3W+G 187-264 Vac 3 Φ 4W+G 340-460 Vac					
Input Current	1 Φ : 48A 3 Φ : 24A	1 Φ : 72A 3 Φ Δ : 42A 3 Φ Y : 23A					
Input Frequency	47 Hz - 63 Hz						
Power Factor	≥ 0.99 at max. power						
OUTPUT							
Voltage	0~660V	0~160V	0~330V	0~330V	0~500V	0~1000V	0~1000V
Current	0~25A	0~75A	0~36A	0~75A	0~24A	0~12A	0~25A
Voltage Ripple (rms)	$\leq 0.08\%$ F.S.	$\leq 0.15\%$ F.S.	$\leq 0.08\%$ F.S.	$\leq 0.08\%$ F.S.	$\leq 0.1\%$ F.S.	$\leq 0.06\%$ F.S.	$\leq 0.06\%$ F.S.
Voltage Ripple (peak to peak)	$\leq 0.8\%$ F.S.	$\leq 1.6\%$ F.S.	$\leq 1\%$ F.S.	$\leq 1\%$ F.S.	$\leq 0.8\%$ F.S.	$\leq 0.5\%$ F.S.	$\leq 0.5\%$ F.S.
Voltage Line Regulation	$\leq 0.03\%$ F.S.						
Voltage Load Regulation ^{*1}	$\leq 0.05\%$ F.S.	$\leq 0.25\%$ F.S.	$\leq 0.25\%$ F.S.	$\leq 0.25\%$ F.S.	$\leq 0.05\%$ F.S.	$\leq 0.05\%$ F.S.	$\leq 0.05\%$ F.S.
Current Ripple (rms)	$\leq 0.25\%$ F.S.	$\leq 0.1\%$ F.S.	$\leq 0.15\%$ F.S.	$\leq 0.1\%$ F.S.	$\leq 0.25\%$ F.S.	$\leq 0.5\%$ F.S.	$\leq 0.25\%$ F.S.
Current Line Regulation	$\leq 0.05\%$ F.S.						
Current Load Regulation	$\leq 0.25\%$ F.S.	$\leq 0.1\%$ F.S.	$\leq 0.1\%$ F.S.	$\leq 0.1\%$ F.S.	$\leq 0.15\%$ F.S.	$\leq 0.15\%$ F.S.	$\leq 0.15\%$ F.S.
Transient Response ^{*2}	$\leq 3.5\text{ms}$	$\leq 4\text{ms}$	$\leq 4\text{ms}$	$\leq 4\text{ms}$	$\leq 3\text{ms}$	$\leq 3\text{ms}$	$\leq 3\text{ms}$
Efficiency	$\geq 90\%$ at max. power						
Slew Rate ^{*3}	Rise Time	$\leq 60\text{ms}$	$\leq 25\text{ms}$	$\leq 35\text{ms}$	$\leq 35\text{ms}$	$\leq 45\text{ms}$	$\leq 90\text{ms}$
	Fall Time (Full Load)	$\leq 45\text{ms}$	$\leq 35\text{ms}$	$\leq 45\text{ms}$	$\leq 45\text{ms}$	$\leq 30\text{ms}$	$\leq 40\text{ms}$
	Fall Time (No Load)	$\leq 10\text{s}$					
Programming & Measurement							
Voltage Programming Accuracy	$\leq 0.15\%$ F.S.+100mV						
Voltage Measurement Accuracy	$\leq 0.15\%$ F.S.+100mV	$\leq 0.15\%$ F.S.+100mV			$\leq 0.15\%$ F.S.+150mV		
Voltage Resolution	100mV						
Current Programming Accuracy	$\leq 0.4\%$ F.S.+60mA						
Current Measurement Accuracy	$\leq 0.4\%$ F.S.+60mA	$\leq 0.4\%$ F.S.+60mA			$\leq 1\%$ F.S.+150mA		
Current Resolution	10mA						
General Specs.							
Interfaces	Standard: RS-485/RS-232 (Modbus) & Analog Optional: Ethernet/USB/RS-485/RS-232 (SCPI) or GPIB						
Remote sense compensation	$\leq 5\text{V}$						
Operating Temperature	0° C ~ 40° C						
Storage Temperature	-20° C ~ 70° C						
Protections	OVP、OCP、OPP、OTP、Vin OV、Vin UV、LDC OV Vin LV、Phase Fail、Fan Fail						
OVP Range	0~110% F.S.						
OCP Range	0~110% F.S.						
Dimension (HxWxD)	132 x 442 x 756 mm / 5.20 x 17.40 x 29.76 inches						
Weight	8kW: approx. 33kg / 72.75lbs 12kW: approx. 40kg / 88.18lbs						

ADG-L Ordering Information

ADG-L-160-25	Programmable DC Power Supply
ADG-L-160-50	Programmable DC Power Supply
ADG-L-160-75	Programmable DC Power Supply
ADG-L-330-12	Programmable DC Power Supply
ADG-L-330-24	Programmable DC Power Supply
ADG-L-330-36	Programmable DC Power Supply
ADG-L-500-24	Programmable DC Power Supply
ADG-L-660-12	Programmable DC Power Supply
ADG-L-1000-12	Programmable DC Power Supply
ADG-L-330-25-4	Programmable DC Power Supply (Auto Range Model)
ADG-L-330-50-8	Programmable DC Power Supply (Auto Range Model)
ADG-L-330-75-12	Programmable DC Power Supply (Auto Range Model)
ADG-L-660-25-8	Programmable DC Power Supply (Auto Range Model)
ADG-L-1000-25-12	Programmable DC Power Supply (Auto Range Model)
ADG-L-001	Single-Phase Input Power Cord 3m (for 4kW/8kW)
ADG-L-002	Single-Phase Input Power Cord 5m (for 4kW/8kW)
ADG-L-003	Three-Phase Input Y Connection Power Cord 3m
ADG-L-004	Three-Phase Input Y Connection Power Cord 5m
ADG-L-005	Three-Phase Input Δ Connection Power Cord 3m
ADG-L-006	Three-Phase Input Δ Connection Power Cord 5m
ADG-L-007	RS-232/RS-485/USB/Ethernet (SCPI) Interface Board
ADG-L-008	Multiple Units Connection Cord DB25(Male * 2) 50 cm
ADG-L-013	GPIB Interface Board

ADG-L Dimensions

Unit : mm



*1. Load changes from 0% to 100% under nominal AC input

*2. Under nominal AC input, recovers to $\pm 1\%$ of full-scale output voltage for a 50% to 100% or 100% to 50% load change

*3. Measured from 10% to 90% of the output voltage change - resistive load, typical

* All specifications are subject to change without notice.

** Above specifications are under output voltage over 1% FS

ADG-P SPECIFICATIONS

30kW	Output Voltage	Output Current	Voltage Ripple (RMS)	Voltage Noise (Peak)	Voltage Slew Rate ^{*1}
ADG-P-40-750	0~40V	0~750A	≤ 0.5%	≤ 3.7%	≤ 65ms
ADG-P-60-500	0~60V	0~500A			
ADG-P-100-300	0~100V	0~300A			
ADG-P-200-150	0~200V	0~150A	≤ 0.26%	≤ 2%	≤ 60ms
ADG-P-240-125	0~240V	0~125A	≤ 0.19%		
ADG-P-320-94	0~320V	0~94A	≤ 0.16%	≤ 0.88%	≤ 85ms
ADG-P-400-75	0~400V	0~75A	≤ 0.13%		
ADG-P-500-60	0~500V	0~60A			≤ 1.34%
ADG-P-640-47	0~640V	0~47A	≤ 0.109%	≤ 0.77%	≤ 280ms
ADG-P-800-38	0~800V	0~38A	≤ 0.07%	≤ 0.29%	
ADG-P-1000-30	0~1000V	0~30A	≤ 0.05%	≤ 0.27%	
ADG-P-1600-18	0~1600V	0~18A	≤ 0.08%	≤ 0.4%	

50kW	Output Voltage	Output Current	Voltage Ripple (RMS)	Voltage Noise (Peak)	Voltage Slew Rate ^{*1}
ADG-P-40-1250	0~40V	0~1250A	≤ 0.5%	≤ 3.7%	≤ 65ms
ADG-P-60-834	0~60V	0~834A			
ADG-P-100-500	0~100V	0~500A			
ADG-P-200-250	0~200V	0~250A	≤ 0.26%	≤ 2%	≤ 60ms
ADG-P-240-208	0~240V	0~208A	≤ 0.19%		
ADG-P-320-156	0~320V	0~156A	≤ 0.16%	≤ 0.88%	≤ 85ms
ADG-P-400-125	0~400V	0~125A	≤ 0.13%		
ADG-P-500-100	0~500V	0~100A			≤ 1.34%
ADG-P-640-78	0~640V	0~78A	≤ 0.109%	≤ 0.77%	≤ 280ms
ADG-P-800-63	0~800V	0~63A	≤ 0.07%	≤ 0.29%	
ADG-P-1000-50	0~1000V	0~50A	≤ 0.05%	≤ 0.27%	
ADG-P-1600-31	0~1600V	0~31A	≤ 0.08%	≤ 0.4%	

75kW	Output Voltage	Output Current	Voltage Ripple (RMS)	Voltage Noise (Peak)	Voltage Slew Rate ^{*1}
ADG-P-40-1875	0~40V	0~1875A	≤ 1.3%	≤ 7%	≤ 120ms
ADG-P-60-1250	0~60V	0~1250A	≤ 1.5%	≤ 5%	
ADG-P-100-750	0~100V	0~750A	≤ 1.5%	≤ 5%	
ADG-P-320-234	0~320V	0~234A	< 0.1%	< 0.65%	≤ 90ms
ADG-P-640-117	0~640V	0~117A	≤ 0.1%	≤ 0.35%	≤ 120ms
ADG-P-1000-75	0~1000V	0~75A	≤ 0.2%	≤ 0.8%	≤ 130ms
ADG-P-1600-47	0~1600V	0~47A	≤ 0.1%	≤ 0.5%	≤ 300ms

100kW	Output Voltage	Output Current	Voltage Ripple (RMS)	Voltage Noise (Peak)	Voltage Slew Rate ^{*1}
ADG-P-40-2500	0~40V	0~2500A	≤ 1.3%	≤ 7%	≤ 120ms
ADG-P-60-1666	0~60V	0~1666A	≤ 1.5%	≤ 5%	
ADG-P-100-1000	0~100V	0~1000A	≤ 1.5%	≤ 5%	
ADG-P-320-312	0~320V	0~312A	< 0.1%	< 0.65%	≤ 90ms
ADG-P-640-156	0~640V	0~156A	≤ 0.1%	≤ 0.35%	≤ 120ms
ADG-P-1000-100	0~1000V	0~100A	≤ 0.2%	≤ 0.8%	≤ 130ms
ADG-P-1600-63	0~1600V	0~63A	≤ 0.1%	≤ 0.5%	≤ 300ms

*1 For output voltage change from 5% to 90% at maximum power after output softstart.

* Voltage ripple and noise specs are under full scale *

ADG-P SPECIFICATIONS

30kW		ADG-P-40-750	ADG-P-60-500	ADG-P-100-300	ADG-P-200-150	ADG-P-240-125	ADG-P-320-94	
50kW		ADG-P-40-1250	ADG-P-60-834	ADG-P-100-500	ADG-P-200-250	ADG-P-240-208	ADG-P-320-156	
AC Input	Voltage	3 Φ 3W + G 380Vac \pm 15% (Option : 200V/208V/480V)						
	Frequency	47-63Hz						
	Power factor	\geq 0.9 at maximum power						
DC Output	Output Voltage	40V	60V	100V	200V	240V	320V	
	Output Current (30kW)	750A	500A	300A	150A	125A	94A	
	Output Current (40kW)	1000A	666A	400A	200A	166A	125A	
	Output Current (50kW)	1250A	834A	500A	250A	208A	156A	
	Line Regulation	< 0.3%			< 0.1%			
	Load Regulation	< 0.3%			< 0.065%	< 0.104%	< 0.14%	
	Transient Response ^{*2}	\leq 4-12ms						
Measurement	Voltage Accuracy	0.5% F.S.						
	Voltage Resolution	0.1V						
	Current Accuracy	0.5% F.S.						
	Current Resolution	0.1A						
Protection	Type	Vin OVP, Vin UVP, OVP, OCP, OTP						
	OVP Range	5% - 115% from front panel						
	OCP Range	5% - 115% from front panel						
General	Efficiency	\geq 87% at maximum power			\geq 90% at maximum power			
	Remote Interface	RS-485 (Opt. GPIB / RS-232/Analog)						
	Operational Temperature	0° C - 40° C						
	Storage Temperature	-20° C - 70° C						
	Isolation	Input to Enclosure: 2000VAC						
	Dimension (H×W×D)	380V Input : 1050 x 600 x 800 (mm) / 41.4 x 23.7 x 31.5(inch) 220/200V/480V Input : 1385 x 600 x 800 (mm) 54.5 x 23.7 x 31.5(inch)						
	Weight	380V Input : approx. 225 kg / 497 lbs 200V/208V/480V Input : approx. 412 kg / 909 lbs			380V Input : approx. 187 kg / 413 lbs 200V/208V/480V Input : approx. 367 kg / 810 lbs			

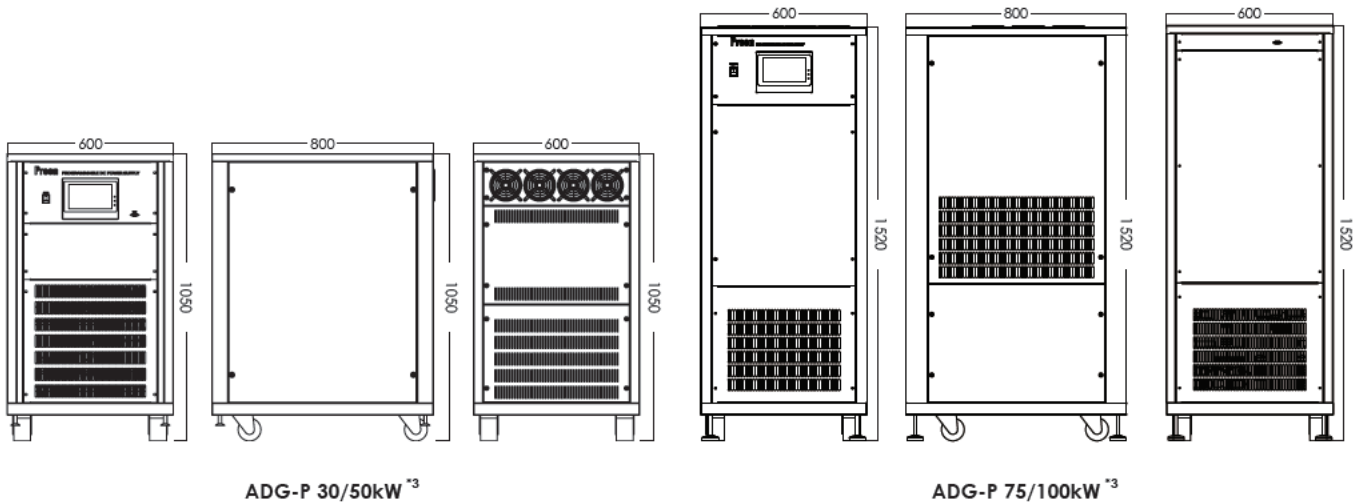
30kW		ADG-P-400-75	ADG-P-500-60	ADG-P-640-47	ADG-P-800-38	ADG-P-1000-30	ADG-P-1600-18
50kW		ADG-P-400-125	ADG-P-500-100	ADG-P-640-78	ADG-P-800-63	ADG-P-1000-50	ADG-P-1600-31
AC Input	Voltage	3 Φ 3W + G 380Vac \pm 15% (Option : 200V/208V/480V)					
	Frequency	47-63Hz					
	Power factor	\geq 0.9 at maximum power					
DC Output	Output Voltage	400V	500V	640V	800V	1000V	1600V
	Output Current (30kW)	75A	60A	47A	38A	30A	18A
	Output Current (40kW)	100A	80A	62A	50A	40A	25A
	Output Current (50kW)	125A	100A	78A	63A	50A	31A
	Line Regulation	< 0.1%					
	Load Regulation	< 0.032%	< 0.14%	< 0.132%	< 0.034%	< 0.02%	< 0.05%
	Transient Response ^{*2}	\leq 4-12ms					
Measurement	Voltage Accuracy	0.5% F.S.					
	Voltage Resolution	0.1V					
	Current Accuracy	0.5% F.S.					
	Current Resolution	0.1A					
Protection	Type	Vin OVP, Vin UVP, OVP, OCP, OTP					
	OVP Range	5% - 115% from front panel					
	OCP Range	5% - 115% from front panel					
General	Efficiency	\geq 90% at maximum power					
	Remote Interface	RS-485 (Opt. GPIB / RS-232/Analog)					
	Operational Temperature	0° C - 40° C					
	Storage Temperature	-20° C - 70° C					
	Isolation	Input to Enclosure: 2000VAC					
	Dimension (H×W×D)	380V Input : 1050 x 600 x 800 (mm) / 41.4 x 23.7 x 31.5(inch) 220/200V/480V Input : 1385 x 600 x 800 (mm) 54.5 x 23.7 x 31.5(inch)					
	Weight	380V Input : approx. 187 kg / 413 lbs 200V/208V/480V Input : approx. 367 kg / 810 lbs			380V Input : approx. 187 kg / 413 lbs 200V/208V/480V Input : approx. 367 kg / 810 lbs		

ADG-P SPECIFICATIONS

75kW		ADG-P-40 -1875	ADG-P-60 -1250	ADG-P-100 -750	ADG-P-320 -234	ADG-P-640 -117	ADG-P-1000 -75	ADG-P-1600 -47
100kW		ADG-P-40 -2500	ADG-P-60 -1666	ADG-P-100 -1000	ADG-P-320 -312	ADG-P-640 -156	ADG-P-1000 -100	ADG-P-1600 -63
AC Input	Voltage	3 Φ 3W + G 380Vac \pm 15% (Option : 200V/208V/480V)						
	Frequency	47 - 63Hz						
	Power factor	\geq 90% at maximum power						
DC Output	Output Voltage	40V	60V	100V	320V	640V	1000V	1600V
	Output Current (75kW)	1875A	1250A	750A	234A	117A	75A	47A
	Output Current (100kW)	2500A	1666A	1000A	312A	156A	100A	63A
	Line Regulation	< 0.1%						
	Load Regulation	< 0.1%	< 0.15%	< 0.15%	< 0.08%	< 0.08%	< 0.1%	< 0.08%
Measurement	Transient Response ^{*2}	\leq 10-20ms						
	Voltage Accuracy	0.5% F.S.						
	Voltage Resolution	0.1V						
	Current Accuracy	0.5% F.S.						
	Current Resolution	0.1A						
Protection	Type	Vin OVP, Vin UVP, OVP, OCP, OTP						
	OVP Range	5% - 115% from front panel						
	OCP Range	5% - 115% from front panel						
General	Efficiency	\geq 87% at maximum power			\geq 90% at maximum power			
	Remote Interface	RS-485 (Opt. GPIB / RS-232/Analog)						
	Operational Temperature	0° C - 40° C						
	Storage Temperature	-20° C - 70° C						
	Isolation	Input to Enclosure: 2000VAC						
	Dimension (HxWxD)	380V Input : 1520 x 600 x 800 (mm) / 59.9 x 23.7 x 31.5 (inch) 200V/208V/480V Input : 2020 x 600 x 800 (mm) / 79.6 x 23.7 x 31.5 (inch)						
	Weight	380V Input : approx. 294kg / 648.3 lbs 200V/208V/480V Input : approx. 574kg / 1265.7 lbs						

ADG-P Dimensions

Unit : mm



^{*2} Recover to \pm 0.1% of regulated output with a 50% to 100% or 100% to 50% step load change.

^{*3} The diagrams and dimensions are for 380V input models

* All specifications are subject to change without notice.

** Above specifications are for output voltage over 1% F.S.

*** Specifications for line regulation and load regulation are under full scales.

AC POWER CORP.

Specialized in power electronics, Preen (AC Power Corp.) has been developing products based on its core technology of Power Conversion. Product Line includes AC Power Sources, DC Power Supplies, Power Supplies for Defense Industry, Renewable Energy Simulators, Line Conditioners and UPS. Boasting one of the broadest product line in the industries, Preen specializes in High Power Source and has developed AC power source up to 2MVA with high power density.

Product Lines



- Up to 1000Hz
- 500VA~2,000kVA
- Regenerative Function



- Up to 2,000V
- 2kW ~ 300kW
- Fast Response & Low Ripple



- Solid State & Inductive types
- Up to 1500kVA

Applications



Renewable Energy



Laboratory



Aircraft Manufacturing



Transport System



EMC Chamber



Medical Equipment



Control Room/ Data Center



Electronics



ATE System



Airport Apron / Hangar



Home Appliance



Motor / Engine



Communication Equipment



Military aircraft / Helicopter



Navy System



Defense Equipment



Test Equipment Depot - 800.517.8431 - 99 Washington Street Melrose, MA 02176

TestEquipmentDepot.com



Version: ADG Family-180831-EN-Letter

Leading Test & Measurement Power Supply Provider