



Series  
ADPS/  
EDPS

# H.V.A.C. Differential Pressure Switch

With Dual Scale Field Adjustable Set Point Knob




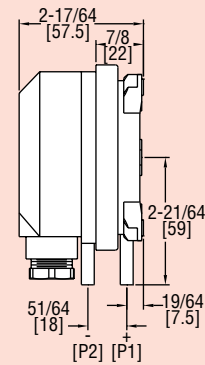
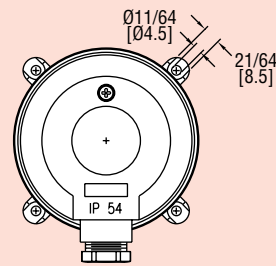
Scan here  
to watch  
product video



ADPS



EDPS



The Series ADPS/EDPS Adjustable Differential Pressure Switch is designed for pressure, vacuum, and differential pressures. The dual scaled adjustment knob in inches water column and pascals allows changes to the switching pressure to be made without a pressure gage. The ADPS/EDPS is available with settings from 0.08 in w.c. (20 Pa) up to 20 in w.c. (5000 Pa). The silicone diaphragm and PA 6.6 body make the series ADPS ideal for use with air and other noncombustible gases. Series EDPS models meet UL508 and are constructed of plenum rated plastics. The compact size, adjustment knob and low cost make the ADPS/EDPS the perfect choice for HVAC applications.

#### APPLICATIONS

- Monitoring air filters and ventilators
- Monitoring industrial cooling-air circuits
- Overheating protection for fan heaters
- Monitoring flows in ventilation ducts
- Controlling air and fire-protection dampers
- Frost protection for heat exchanges

#### ACCESSORIES

- A-288, "L" type metal mounting bracket with screws
- A-289, "S" type metal mounting bracket with screws
- A-480, Plastic static pressure tip
- A-481, Installer kit. Includes 2 plastic static pressure tips and 7' (2.1 m) of PVC tubing
- A-489, 4" Straight Static Pressure Tip with Flange

#### SPECIFICATIONS

**Service:** Air and non-combustible, compatible gases.

#### Wetted Materials:

ADPS: Diaphragm material: Silicone; Housing material: POM; Switch body: PA 6.6; Cover: Polystyrene;

EDPS: Diaphragm material: Silicone; Housing material: Switch body: PA 6.6; Cover: Polystyrene; Materials UL94 V-0 rated.

**Temperature Limits:** Process and ambient temperature from -4 to 185°F (-20 to 85°C).

**Pressure Limits:** Max. operating pressure: 40 in w.c. (10 kPa) for all pressure ranges.

**Switch Type:** Single-pole double-throw (SPDT).

**Electrical Rating:** Max. 1.5 A res./0.4 A ind./250 VAC, 50/60 Hz; Max. switching rate: 6 cycles/min.

**Electrical Connections:** Push-on screw terminals. M20x1.5 with cable strain relief or optional 1/2" NPT connection.

**Process Connections:** 5/16" (7.94 mm) outside diameter tubing, 1/4" (6.0 mm) inside diameter tubing.

**Enclosure Rating:** NEMA 13 (IP54).

**Mounting Orientation:** Vertically, with pressure connections pointing downwards.

**Mechanical Working Life:** Over 10<sup>6</sup> switching operations.

**Weight:** 5.6 oz (160 g).

**Agency Approvals:** CE, ETL approved to UL508 and CSA C22.2#14 (EDPS only), RoHS.



A-480



Bypass Damper version is available online

#### ADPS

Model	Set Point Range in w.c. (Pa)	Approx. Dead Band @ Min Set Point in w.c. (Pa)	Approx. Deadband @ Max Set Point in w.c. (Pa)
ADPS-08-2-N	0.08 to 1.20 (20-300)	0.04 (10)	0.05 (12)
ADPS-04-2-N	0.12 to 1.60 (30-400)	0.06 (15)	0.09 (22)
ADPS-03-2-N	0.20 to 2.00 (50-500)	0.08 (20)	0.09 (23)
ADPS-05-2-N	0.80 to 4.00 (200-1000)	0.4 (100)	0.5 (130)
ADPS-06-2-N	2.00 to 10.00 (500-2500)	0.6 (150)	0.8 (200)
ADPS-07-2-N	4.00 to 20.00 (1000-5000)	1.0 (250)	1.4 (350)

**Note:** For optional 1/2" NPT conduit connection, change -2-N to -1-N. Models that include installer kit add -C to the end of the model number (-2-N cable gland models only). Installer kit includes two static tips and 7 ft of PVC tubing. Order installer kit separately with 1/2" NPT conduit connection models. See A-481 in the accessories list.

#### EDPS

Model	Set Point Range in w.c. (Pa)	Approx. Dead Band @ Min Set Point in w.c. (Pa)	Approx. Dead Band @ Max Set Point in w.c. (Pa)
EDPS-08-1-N	0.08 to 1.20 (20-300)	0.04 (10)	0.05 (12)
EDPS-04-1-N	0.12 to 1.60 (30-400)	0.06 (15)	0.09 (23)
EDPS-03-1-N	0.20 to 2.00 (50-500)	0.08 (20)	0.09 (23)
EDPS-05-1-N	0.80 to 4.00 (200-1000)	0.4 (100)	0.5 (130)
EDPS-06-1-N	2.00 to 10.00 (500-2500)	0.6 (150)	0.8 (200)
EDPS-07-1-N	4.00 to 20.00 (1000-5000)	1.0 (250)	1.4 (350)

**Note:** For optional M20 cable gland connection, change -1-N to -2-N.

Process Tubing Options: See page 547 (Gage Tubing Accessories)