

# CURRENT MEASUREMENT PROBES

## SR SERIES CURRENT PROBES



### SR700 SERIES

*Excellent linearity and low phase shift, plus a broad frequency response, permit accurate measurements of current for power and power quality measurements*



SR701

### FEATURES

- Measurement range of 1 mA to 1200 A<sub>AC</sub>
- Large jaw opening accommodates conductors up to two 500 MCM conductors
- Ergonomic design and easy operation
- Low phase shift for power measurements
- Available with mA output signals
- Designed for DMMs, recorders, loggers, oscilloscopes, power and harmonic meters
- UL approved

### ACCESSORIES

#### CAT. #1017.45

4 mm banana plug adapter  
(Safety Leads to non-recessed plug)

#### CAT. #2118.46

Banana (Female)  
BNC (Male) Adapter

MODELS	SR701	SR704	SR752	SR759
<b>ELECTRICAL</b>				
<b>Nominal Range</b>	1000 A <sub>AC</sub>		(1, 10, 100, 1000) A <sub>AC</sub>	
<b>Measurement Range</b>	1 mA to 1200 A <sub>AC</sub>	100 mA to 1200 A <sub>AC</sub>	1 mA to 1200 A <sub>AC</sub>	
<b>Transformation Ratio</b>	1000: 1		Voltage output	
<b>Output Signal</b>	1 mA/A (1 A <sub>AC</sub> @ 1000 A)	1 mV/A (1 V <sub>AC</sub> @ 1000 A)	(1000, 100, 10, 1) mV/A, (1 V <sub>AC</sub> @ 1, 10, 100 or 1000 A)	
<b>Phase Shift</b>	(1 to 10) A: ≤ 2 ° (10 to 100) A: ≤ 1 ° (100 to 1200) A: ≤ 0.7 °		(1 A Range) (0.1 to 1.2) A: ≤ 10 ° (10 A Range) (0.1 to 1) A: ≤ 5 °; (1 to 12) A: ≤ 2 ° (100 A Range) (1 to 10) A: ≤ 2 °; (10 to 120) A: ≤ 1 ° (1000 A Range) (10 to 100) A: ≤ 2 °; (100 to 1200) A: ≤ 1 °	
<b>Overload</b>	1200 A for 15 min ON, 30 min OFF			
<b>Frequency Range</b>	30 Hz to 5 kHz; current derating above 1 kHz using the formula: 1000 A x 1 / F (in kHz)			
<b>Load Impedance</b>	5 Ω max		100 kΩ min	
<b>Working / Common Mode Voltage</b>	600 V CAT III			
<b>Output Termination</b>	(2) 4 mm safety banana jacks	5 ft (1.5 m) lead with 4 mm safety banana plugs		
<b>MECHANICAL</b>				
<b>Jaw Opening</b>	2.25 in (57 mm) max			
<b>Maximum Conductor Size</b>	2.05 in (52 mm)			
<b>Maximum Bus Bar Size</b>	(1) (1.95 x 0.19) in (50 x 5) mm			
<b>Dimensions</b>	(4.37 x 8.50 x 1.77) in (111 x 216 x 45) mm			
<b>Weight</b>	1.21 lb (550 g)			
<b>Material</b>	Polycarbonate UL 94			
<b>ENVIRONMENTAL</b>				
<b>Operating Temperature</b>	(14 to 122) °F (-10 to 50) °C			
<b>Storage Temperature</b>	(-4 to 158) °F (-20 to 70) °C			
<b>Operating Relative Humidity</b>	(0 to 85) %		(0 to 90) %	
<b>SAFETY</b>				
<b>Electrical</b>	EN 61010-2-32			
<b>UL Approval</b>	Yes - United States and Canada			

Consult factory for NIST Calibration prices.

CAT. #	DESCRIPTION
2116.29	AC Current Probe Model SR701 (1000 A, 1 mA/A, Jack) HA* L**
2116.30	AC Current Probe Model SR704 (1000 A, 1 mA/A, Lead) HA* L**
2116.32	AC Current Probe Model SR752 (1000 A, 1 mV/A, Lead) HA*
2116.33	AC Current Probe Model SR759 (1 A, 10 A, 100 A, 1000 A, mV/A, Lead) HA*

\*HA - High Accuracy and Low Phase Shift, \*\*L - Limited open Voltage Output

# CURRENT MEASUREMENT PROBES

## GENERAL PURPOSE PROBES SELECTION CHART

Series	Model	Ratio	Measurement Range		Output Signal		Phase Shift**	Maximum Conductor Size		Output Connection	CAT. #
			AC	DC	Current	Voltage		Ø Cable	Bus Bar		
	MN01	1000:1	(2 to 150) A	–	1 mA/A*	–	N / A	0.39 in (10 mm)	N / A	Leads	2129.17
	MN02	1000:1	50 mA to 100 A 50 mA to 90 A	–	1 mA/A*	–	N / A	0.39 in (10 mm)	N / A	Leads	2129.20
	MN05	–	5 mA to 10 A (1 to 100) A	–	–	1 mV/mA 1 mV/A	N / A	0.39 in (10 mm)	N / A	Leads	2129.19
	MN09	–	(1 to 150) A	–	–	100 mV <sub>DC</sub> / A <sub>AC</sub>	N / A	0.39 in (10 mm)	N / A	Leads	2129.21
	MN114	–	1 mA to 10 A	–	–	100 mV/A	< 8 °	0.47 in (12 mm)	N / A	Leads	2110.71
	MN185	1000:1	50 mA to 120 A	–	1 mA/A	–	< 3.5 °	0.47 in (12 mm)	N / A	Jacks	100.185
	MN255	–	(0.1 to 24) A (0.1 to 240) A	–	–	100 mV/A 10 mV/A	< 2.5 °	0.78 in (20 mm)	N / A	Leads	2115.81
	MN261	–	(0.1 to 24) A (0.5 to 240) A	–	–	100 mV/A 10 mV/A	< 6 °	0.78 in (20 mm)	N / A	BNC	2115.82
	MN291	–	(0.5 to 240) A	–	–	100 mV <sub>DC</sub> / A <sub>AC</sub>	N / A	0.78 in (20 mm)	N / A	Leads	2115.84
	MN307	–	10 mA to 12 A	–	–	100 mV/A	< 2.5 °	0.78 in (20 mm)	N / A	Leads	2116.23
	MN312	1000:1	(0.1 to 200) A	–	1 mA/A*	–	< 2.5 °	0.78 in (20 mm)	N / A	Jacks	2116.24
	MN352	–	(0.1 to 150) A	–	–	10 mV/A	< 2.5 °	0.78 in (20 mm)	N / A	Jacks	2116.26
	MN353	–	(0.1 to 150) A	–	–	10 mV/A	< 2.5 °	0.78 in (20 mm)	N / A	Leads	2116.27
	MN373	–	(0.01 to 2.4) A (0.1 to 200) A	–	–	1000 mV/A 10 mV/A	< 3 °	0.78 in (20 mm)	N / A	Leads	2116.28
	MN375	–	(0.1 to 10) A	–	–	100 mV/A	< 1.5 °	0.78 in (20 mm)	N / A	Leads	2115.41
	MN379	–	5 mA to 6 A (0.1 to 120) A	–	–	200 mV/A 10 mV/A	< 4 °	0.78 in (20 mm)	N / A	Leads	2153.01
	MN379T	–	5 mA to 6 A (0.1 to 120) A	–	–	200 mV/A 10 mV/A	< 4 °	0.78 in (20 mm)	N / A	Lead w / BNC	2153.02
	SL206	–	10 mA to 1.5 A 50 mA to 60 A	10 mA to 2 A 50 mA to 80 A	–	1 mV/mA <sub>AC/DC</sub> 10 mV/A <sub>AC/DC</sub>	< 1 °	0.46 in (12 mm)	N / A	Leads	1201.45
	MD301	1000:1	(2 to 500) A	–	–	1 mV <sub>DC</sub> / A <sub>AC</sub>	N / A	1.18 in (30 mm) (2 x 500) kcmil	(2.48 x 0.20) in (63 x 5) mm	Leads	1201.07
	MD305	1000:1	(1 to 600) A	–	1 mA/A	–	< 1 °	1.18 in (30 mm) (2 x 500) kcmil	(2.48 x 0.20) in (63 x 5) mm	Leads	1201.36

\*Output protection for open secondary.

\*\*Phase shift indicated at maximum rating.

Note: Models MN103, MN114 and MN185 are not CE compliant. MN200 & MN300 series are UL approved except MN379.

Consult factory for NIST Calibration price.

# CURRENT MEASUREMENT PROBES

## GENERAL PURPOSE PROBES SELECTION CHART

SERIES	MODEL	RATIO	MEASUREMENT RANGE		OUTPUT SIGNAL		PHASE SHIFT**	MAXIMUM CONDUCTOR SIZE		OUTPUT CONNECTION	CAT. #
			AC	DC	CURRENT	VOLTAGE		Ø CABLE	BUS BAR		
	MR415	—	(0.5 to 400) A	(0.5 to 600) A	—	1 mV/A	≤ 1.5 °	1.18 in (30 mm)	2 bus bar (1.24 x 0.39) in (31 x 10) mm	5 ft (1.5 m) Lead	1200.80
	MR416	—	(0.5 to 40) A (0.5 to 400) A	(0.5 to 60) A (0.5 to 600) A	—	10 mV/A 1 mV/A	≤ 2.2 ° ≤ 1.5 °	1.53 in (39 mm)	2 bus bar (1.95 x 0.19) in (50 x 5) mm	5 ft (1.5 m) Lead	1200.82
	MR526	—	(0.5 to 100) A (0.5 to 1000) A	(0.5 to 150) A (0.5 to 1400) A	—	10 mV/A 1 mV/A	≤ 2 ° ≤ 1.5 °	1.53 in (39 mm)	2 bus bar (1.95 x 0.19) in (50 x 5) mm	5 ft (1.5 m) Lead	1200.83
	SR601	1000:1	(0.1 to 1200) A	—	1 mA/A*	—	< 0.5 °	2.05 in (52 mm)	(1.95 x 0.19) in (50 x 5) mm	Jacks	2113.43
	SR604	1000:1	(0.1 to 1200) A	—	1 mA/A*	—	< 0.5 °	2.05 in (52 mm)	(1.95 x 0.19) in (50 x 5) mm	Leads	2113.44
	SR651	—	(0.1 to 1200) A	—	—	1 mV/A	< 0.5 °	2.05 in (52 mm)	(1.95 x 0.19) in (50 x 5) mm	Jacks	2113.45
	SR701	1000:1	1 mA to 1000 A	—	1 mA/A*	—	< 0.7 °	2.05 in (52 mm)	(1.95 x 0.19) in (50 x 5) mm	Jacks	2116.29
	SR704	1000:1	1 mA to 1000 A	—	1 mA/A*	—	< 0.7 °	2.05 in (52 mm)	(1.95 x 0.19) in (50 x 5) mm	Leads	2116.30
	SR752	—	(0.1 to 1000) A	—	—	1 mV/A	< 0.7 °	2.05 in (52 mm)	(1.95 x 0.19) in (50 x 5) mm	Leads	2116.32
	SR759	—	1 mA to 1 A 10 mA to 10 A (0.1 to 100) A (1 to 1000) A	—	—	1000 mV/A 100 mV/A 10 mV/A 1 mV/A	< 1 °	2.05 in (52 mm)	(1.95 x 0.19) in (50 x 5) mm	Leads	2116.33
	K100	—	0.1 mA to 3 A	0.05 mA to ± 4.5 A	—	1 mV/mA	N / A	0.18 in (4.5 mm)	N / A	Plugs	1200.67
	K110	—	(0.1 to 300) mA	(0.05 to ± 450) mA	—	10 mV/mA	N / A	0.18 in (4.5 mm)	N / A	Plugs	2111.73
	LM102	1000:1	50 mA to 200 A	—	1 mA/A*	—	< 3 °	0.63 in (16 mm)	N / A	Leads	2153.04
	LM103	—	(0.1 to 200) A	—	—	1 mV/A	< 3 °	0.63 in (16 mm)	N / A	Leads	2153.05

\*Output Protection for open secondary.

\*\*Phase shift indicated at maximum rating.

Note: All SR probes listed on this chart are UL approved, however not all SR series probes are UL approved; please consult factory.

Consult factory for NIST Calibration price.

## OUTPUT TERMINATIONS

### Lead with BNC

Insulated 6.5 ft (2 m) coaxial cable with insulated BNC connector rated 600 Vrms



### Jacks

Two standard safety banana jacks (4 mm)



### Leads

Double/reinforced 5 ft (1.5 m) leads with 4 mm safety banana plug







### Shrouded Banana Plugs

Two 4 mm safety banana plugs; standard ¾ in (19 mm) spacing










# CURRENT MEASUREMENT PROBES

## AMPFLEX® AND MINIFLEX® PROBES - SELECTION CHARTS

SERIES	MODEL	RATIO	MEASUREMENT RANGE	OUTPUT SIGNAL	MAXIMUM CONDUCTOR SIZE	CAT. #
	MF 300-10-2-10-HF	–	(30 / 300) A	100 mV/A, 10 mV/A	2.95 in (75 mm)	2126.84
	MF 3000-14-1-1-HF	–	3000 A	1 mV/A	3.93 in (100 mm)	2126.86
	MA114	–	(3 / 30 / 300 / 3000) A	1 mV/mA, 100 mV/A 10 mV/A, 1 mV/A	4 in (101 mm)	2153.41
	300-24-2-10	–	(30 / 300) A	100 mV/A, 10 mV/A	7.48 in (190 mm)	2112.88
	1000-24-1-1	–	1000 A	1 mV/A	7.48 in (190 mm)	2112.39
	1000-24-2-1	–	(100 / 1000) A	10 mV/A, 1 mV/A	7.48 in (190 mm)	2112.98
	1000-36-2-1	–	(100 / 1000) A	10 mV/A, 1 mV/A	11 in (280 mm)	2113.00
	3000-24-1-1	–	3000 A	1 mV/A	7.48 in (190 mm)	2112.46
	3000-36-1-1	–	3000 A	1 mV/A	11 in (280 mm)	2112.48
	3000-24-2-1	–	(300 / 3000) A	10 mV/A, 1 mV/A	7.48 in (190 mm)	2113.05
	3000-48-2-1	–	(300 / 3000) A	10 mV/A, 1 mV/A	15 in (381 mm)	2112.01
	6000-36-2-0.1	–	(600 / 6000) A	1 mV/A, 0.1 mV/A	11 in (280 mm)	2113.21
	30000-24-2-0.1	–	(3000 / 30,000) A	1 mV/A, 0.1 mV/A	7.48 in (190 mm)	2113.33
	24-3001	–	300 A / 3000 A <sub>AC</sub>	10 mV/A, 1 mV/A	7.48 in (190 mm)	2120.81

Consult factory for NIST Calibration price.

## OSCILLOSCOPE & BNC TERMINATED PROBES

MODEL	MEASUREMENT RANGE		OUTPUT SIGNAL VOLTAGE	PHASE SHIFT*	MAXIMUM CONDUCTOR SIZE		OUTPUT CONNECTION
	AC	DC			Ø CABLE	BUS BAR	
 SL261	100 mA to 10 A (1 to 100) A		100 mV/A 10 mV/A	< 1.5 °	0.46 in (12 mm)	N / A	6.5 ft (2 m) Lead w / BNC
 MN261	(0.1 to 24) A (0.5 to 240) A	–	100 mV/A 10 mV/A	< 2.5 °	0.78 in (20 mm)	N / A	6.5 ft (2 m) Lead w / BNC
 SR661	(0.1 to 12) A (0.1 to 120) A (1 to 1200) A	–	100 mV/A 10 mV/A 1 mV/A	< 1 °	2.05 in (52 mm)	(1.96 x 0.19) in (50 x 5) mm	6.5 ft (2 m) Lead w / BNC
 MN251T MN379T	(0.5 to 240) A	–	1 mV/A	≤ 2.5 °	0.78 in (20 mm)	(0.78 x 0.19) in (20 x 5) mm	10 ft (3 m) Lead w / BNC
	(0.005 to 6) A (0.1 to 120) A	–	200 mV/A 10 mV/A	≤ 4 ° ≤ 2.2 °	0.78 in (20 mm)	(0.78 x 0.19) in (20 x 5) mm	10 ft (3 m) Lead w / BNC
 MH60	(0.5 to 100) A	(0.5 to 100) A	10 mV/A	< 1 °	1.02 in (26 mm)	N / A	6.6 ft (2 m) Lead w / BNC
 MR417	(0.5 to 40) A (0.5 to 400) A	(0.5 to 60) A (0.5 to 600) A	10 mV/A 1 mV/A	≤ 2.2 ° ≤ 1.5 °	1.18 in (30 mm)	2 bus bar (1.24 x 0.39) in (32 x 10) mm	6.6 ft (2 m) Lead w / BNC
 MR527	(0.5 to 100) A (0.5 to 1000) A	(0.5 to 150) A (0.5 to 1400) A	10 mV/A 1 mV/A	≤ 2.2 ° ≤ 1.5 °	1.53 in (39 mm)	2 bus bar (1.96 x 0.19) in (50 x 5) mm	6.6 ft (2 m) Lead w / BNC

\*Phase shift indicated at maximum rating. Note: All probes are rated 600 V CAT III and CE compliant. Not all models are UL approved; please consult factory. Consult factory for NIST Calibration price.