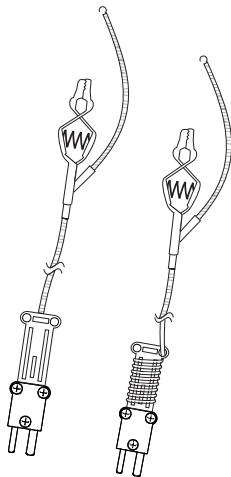


High Temperature K-type, Clip-on Thermocouple Model: ATAF1 Max: 900°F



Description

The ATAF1, K-Type, high temperature thermocouple. The ATAF1 can be used with any thermometer which accepts a K-type thermocouple.

Unlike a conventional Teflon or Nylon insulation the ATAF1 fiberglass insulation can withstand temperatures up to 900°F continuous use and 1000°F one time exposure. This high temperature thermocouple can be used in residential and commercial ovens as well as broilers and boilers or any other application up to 900°F. The ATAF1 also comes with a wrap tab making it easy to wind and store the thermocouple.

Operation

To use the ATAF1 plug it into any thermometer accepting a K-type thermocouple and adjust the device to the appropriate settings.

Calibration

Due to variances in the thermocouple wire and other parts of the system, a field calibration should be conducted before use. Field calibration typically gives +/- 1°F overall accuracy. The instructions for this calibration should be in the operating manual for the thermometer.

Specifications

Thermocouple Conductors: K-type Nickel Chromium/Nickel Aluminum, 2300°F maximum



(max. temp. is limited by insulation, see probe insulation).

Accuracy: -50°F to 545°F +/- 4°F,
545°F to 1000°F +/- 0.75%

Range: -50°F to 900°F maximum continuous operation. Single exposure use at 1000°F.

Probe insulation: While calibration and atmosphere will affect maximum useful temperature in applications, this insulation is designated to withstand a maximum continuous use at 900°F (482°C) and a single exposure use at 1000°F (537°C). Note: Impregnations retained to 400°F (204°C).

Plug: K-Type Thermocouple male mini plug.

 **WARNINGS** 

When testing high temperatures, the thermocouple and metal alligator clip may become hot. Do not handle the thermocouple or the metal clip when hot.

Broken Wires:

Due to frequent bending, the K-type thermocouple wire may break or come loose, typically near the plug. To repair, cut and strip the thermocouple wire near the plug. The red wire is the (-) wire and it belongs on the wider of the two plugs. Loosen the

screws on plugs and wind the conductors around the appropriate screws and tighten. Finally, position the plugs into the tab and screw the tab back together.

Warranty

The ATAF1, K-Type, clip-on thermocouple is warranted against manufacturer's defects for one year. This warranty does not apply to defects resulting from abuse, neglect, accident, unauthorized repair, alteration, or unreasonable use of the instrument. Any implied warranty arising out of the sale of Fieldpiece's products including but not limited to implied warranties of merchantability, and fitness for purpose, are limited to the above. Fieldpiece shall not be liable for incidental or consequential damages.

Service

Return any defective ATAF1 to Fieldpiece for warranty service along with proof of purchase. Contact Fieldpiece for out of warranty repair charges.