



Test Equipment Depot

99 Washington St. Melrose MA, 02176

1.800.517.8431 | 781.665.0780 (Fax)

Instructions
for

EDSYN^{INC}®

CL1481

LONER®

Constant Temperature Soldering Tool
(Not Temperature Controlled)



Product Features

- Economical soldering tool ideal for a wide variety of electronic tasks
- Lightweight slim handle with burn resistant cord
- Uses a wide variety of soldering tips
- Quick and easy tip change with stainless steel barrel
- Cushion grip handle with enclosed heating element for comfort and improved performance
- Designed and assembled in the USA
- UL and ESD Safe
- 90 day warranty

Tip Cleaning

1. Plug in tool and set to desired temperature. Blinking lamp means tool is ready.
2. TIN the tip with **LT-1** and apply solder before soldering.
3. Do not rub, bend, or file tip.
4. Always clean the tip by wiping it against the saturated sponge.
5. Always RE-TIN the tip with **LT-1** before and after use.



Basic Soldering

1. Plug in tool and allow tool to heat up.
2. Pre-heat the area to be soldered. Approximately 2 seconds for component leads.
3. With the tip still in contact with the working area, apply solder on the working area. (for solder, ask for **SS652**)
4. Always clean the tip by wiping it against a moist sponge or **EA439** Dry Tip Cleaner and always RE-TIN with the **LT-1** Tip Tinner and Cleaner.

Desoldering

1. Melt solder in the area you want to desolder.
2. While keeping solder in a molten state, use a desoldering tool from Edsyn's **SOLDAPULLT®** line to extract the molten solder.

Changing Tip

Efficiency is greatly dependent on choosing the proper tip to meet each application. To change tip:

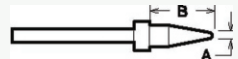
1. MAKE SURE YOUR TOOL IS COOL!
2. Using a **WT623** Tip Wrench, turn **HC273** counter clockwise and remove.
3. Pull out tip from heater.
4. Insert new soldering tip into heater and install **HC273** back on.







More Tips are available at our website (www.edsyn.com) or in our General Line Catalog.

Soldering Tips

Iron Plated for long life-Nickel and Chrome Plated for optimum heat transfer
Contact Edsyn for more tip selections



		Width A	Length B
	LT374 LONER Conical Soldering Tip	.03" (0.8mm)	.48" (12.2mm)
	LT375 LONER Spade Soldering Tip	.06" (1.5mm)	.48" (12.2mm)
	LT392LF LONER Conical Soldering Tip High Temperature Rated for Lead Free Process	.02" (0.5mm)	1.13" (28.8mm)
	LT394 LONER Spade Soldering Tip	.07" (1.8mm)	.93" (23.6mm)

Soldering Tool Holders



IP329
IDLE-REST Soldering Tool
Base with PD528 Tool Pod



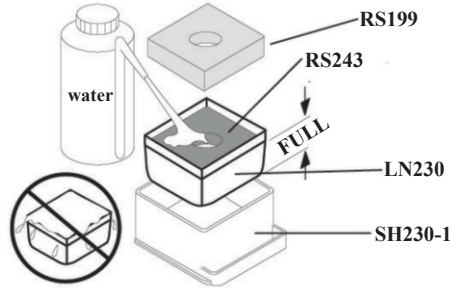
IP481
IDLE-REST Static-Safe
Soldering Tool Base with
PD528 Tool Pod



IP489
IDLE-REST Static-Safe Hot
Air Tool Base with PD528
Tool Pod

Maintenance

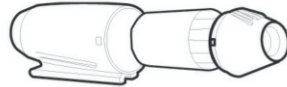
- Replace RS199 Cleaning Sponge
1. Fill water only to the top of the RS243
 2. Depress RS199 to moisten it completely



Caution:
Overfilling can cause thermal shock to the tip or Heating element during tip cleaning

Replace SC581 Solder Collector

1. Hold SR042 firm and turn SR043 counter-clockwise and pull it apart.
2. Remove used SC581 and replace with a new one.
3. Reassemble SR042 to SC581 (for correct fit line up tabs to slots)



SR042
Thermal Housing

SC581

SR042
Front Housing

CL1481 Kit Options

CL1481-K2

Value Soldering Kit with 30W Soldering Tool and EA439-C Tip Cleaner



CL1481-K3

LONER Constant Temperature Soldering Iron and IP491 Holder Kit



CL1481 Specifications

Power Requirements	120V, 60Hz
Power Rating	30W
Heater Rating	120V, 30W
Temperature Range	850°F/454°C
Temperature Regulations	±6°F/±3°C
Tip-to-Ground Voltage	
Leakage/Resistance	< 2mV/< 2 ohms
Overall Dimension	4" 3-wire cord iron is 7½" long
Weight	3.5 oz (99.2 grams)

Warranty

Edsyn stands behind its products. We warrant that new tools will be free from defects for 90 days from the date of purchase. During this time period Edsyn will repair or, at its option, replace the tool at no charge. This warranty does not include tips and accessories. Any tool that appears to have been deliberately abused, altered, or destroyed is not covered by this warranty.

Technical Support

Contact our Customer Service for assistance related to the purchase of this product or recommendations on a challenge that you may encounter. There are many replacement parts that are available to keep your tool in top condition. To speak to someone in Customer Service, call 818-989-2324.

©Copyright 2014 by EDSYN®, Inc. All Rights Reserved

No part of this publication, including individual icons, may be reproduced or utilized in any form or by any means without the written permission of EDSYN®, Inc.



Designed Patented & Assembled in U.S.A.



Design, color, weight, and material subject to change without notice. Components from other designs may be used with information pertaining to it, but not applicable to another use. Labels and instructions will supersede this information.



EDSYN INC®

...bringing innovative ideas to life



Test Equipment Depot

99 Washington St. Melrose MA, 02176
1.800.517.8431 | 781.665.0780 (Fax)

© Visit us at www.TestEquipmentDepot.com

Form. 582
Rev B