



# DIRIS Digiware IO

## Digital and analog input/output modules



**DIRIS Digiware IO-10**  
4 digital inputs/2 digital outputs

**DIRIS Digiware IO-20**  
2 analog inputs

### The solution for

- > Industry
- > Building
- > Data center



### Strong points

- > Plug & Play
- > Multifunction
- > Connected
- > Compact

### Compliance with standards

- > UL 61010 guide FTRZ file E257746
- > IEC 61557-12
- > ISO 14025



Configuration with EasyConfig, see page 280.

### Function

DIRIS Digiware IO modules enrich the measurement system with multiple features:

- DIRIS Digiware IO-10 modules have 4 digital inputs and 2 digital outputs. The 4 digital inputs can be used to monitor the status of protection devices and withdrawable drawers (ON/OFF, trip counter) or to collect pulses from multi-fluid meters. The 2 digital outputs allow the remote control of switching devices by sending a binary output signal. Alarms can be configured and assigned to the digital outputs.

- Thanks to their 2 analog inputs, DIRIS Digiware IO-20 modules can collect the data from analog sensors (pressure, humidity, temperature...).

All the information reported by the IO-10 and IO-20 modules can be viewed on DIRIS Digiware D-xx displays and on Webview, the web server embedded in DIRIS G gateways and in the DIRIS Digiware D-70 display unit.

### Advantages

#### Plug & Play

The IO modules can be easily added anywhere within the measurement system thanks to a quick RJ45 connection.

#### Multifunction

The combination of voltage measuring modules, current measuring modules, and input/output modules makes DIRIS Digiware a complete and versatile system.

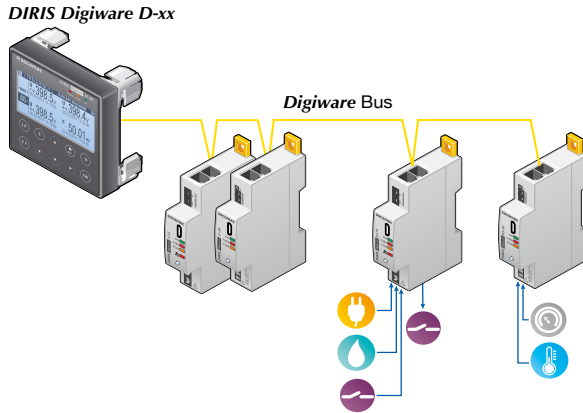
#### Connected

All the reported information is accessible from the displays, from Webview or any other centralized management software.

#### Compact

The modular format allows the quick connection of a large number of IO-10 and IO-20 modules.

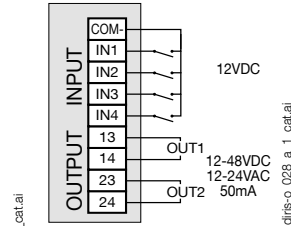
### Application diagram



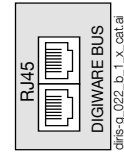
### Connections

#### DIRIS Digiware IO-10

##### Digital inputs/outputs

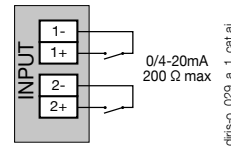


##### Digiware Bus

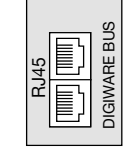


#### DIRIS Digiware IO-20

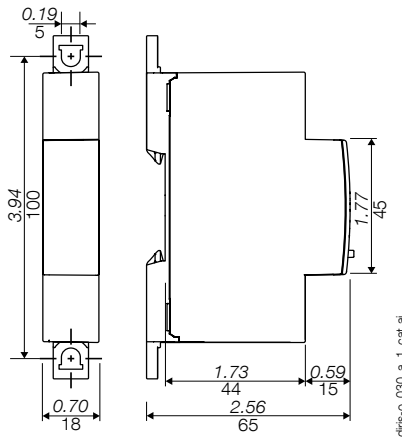
##### Analog inputs



##### Digiware Bus



### Dimensions (in/mm)



### Technical characteristics

#### Measuring characteristics

Digital inputs/outputs- DIRIS Digiware IO-10	
Number of inputs	4
Type/power supply	Insulated input, internal polarisation 12 VDC max., 3 mA
Input function	- Logical status - Status of the circuit breaker, of the drawer (ON/OFF, trip counter) - Pulse counter
Number of outputs	2
Type	Insulated output, 48 VDC max., 50 mA and 24 VAC max.
Output function	- Remote control of status - Alarm signal linked to the inputs (exceeding threshold, status...)
Input/output connection	Removable screw terminal block, 9 positions (5 dedicated to inputs, 4 dedicated to outputs) Stranded or solid 0.14 to 1.5 mm <sup>2</sup> cable
Analog inputs - DIRIS Digiware IO-20	
Number of inputs	2
Type/power supply	0/4-20 mA, 200 Ω max
Accuracy	0.5% full scale
Function	Connection of analog sensors (pressure, humidity, temperature...) with choice of interpolation (linear or quadratic)
Input connection	Removable screw terminal block 2x2 positions, AWG15 to AWG35 or 0.14 to 1.5 mm <sup>2</sup> stranded or solid cable

### References

Digiware connection cables	Reference
Length 0.32 feet / 0.10 m	4829 0181
Length 0.66 feet / 0.20 m	4829 0188
Length 1.64 feet / 0.50 m	4829 0182
Length 3.28 feet / 1 m	4829 0183
Length 6.56 feet / 2 m	4829 0184
Length 16.4 feet / 5 m	4829 0186
Length 32.8 feet / 10 m	4829 0187
164 feet / 50 m reel + 100 connectors	4829 0185
Termination for Digiware Bus (supplied with interfaces C and D)	4829 0180
USB configuration cable	4829 0050

DIRIS Digiware input/output modules	Reference
IO-10	4 digital inputs/2 outputs module 4829 0140
IO-20	2 analog input module 4829 0145



99 Washington Street  
Melrose, MA 02176  
Phone 781-665-1400  
Toll Free 1-800-517-8431

Visit us at [www.TestEquipmentDepot.com](http://www.TestEquipmentDepot.com)