

Table of Specifications (Representative figures are provided for basic accuracy. For more information, please see the product catalog.)














Model	High precision models		Standard models			Pocket models		
	DT4281	DT4282	DT4251	DT4252	DT4253	DT4221	DT4222	
Appearance								
Basic Specifications								
Principal applications	Electrical work	General use	Electrical work	General use	Air-conditioning/ instrumentation	Electrical work	General use	
Rectifier	True RMS		True RMS			True RMS		
Maximum display count	60000		6000			6000		
Display backlight function	✓	✓	✓	✓	✓	✓	✓	
CAT	Probe sleeve attached	CAT IV 600 V / CAT III 1000 V		CAT IV 600 V / CAT III 1000 V			CAT IV 300 V / CAT III 600 V	
	No probe sleeve attached	CAT II 1000 V		CAT II 1000 V			CAT II 600 V	
Measurement range								
AC/DC Voltage	60.000 mV/ 600.0 mV/ 6.0000 V/ 60.000 V/ 600.00/ 1000.0 V		*600.0 mV (* DC only) 6.000 V/ 60.00 V/ 600.0 V/ 1000 V			*600.0 mV (* DC only) 6.000 V/ 60.00 V/ 600.0 V		
Basic accuracy (DC V)	±0.025 % rdg. ±2 dgt.		±0.3 % rdg. ±5 dgt. High accuracy 600.0 mV range: ±0.2 %rdg. ±5 dgt.			±0.5 % rdg. ±5 dgt.		
Basic accuracy (AC V)	±0.2 % rdg. ±25 dgt.		±0.9 % rdg. ±3 dgt.			±1.0 % rdg. ±3 dgt.		
AC+DC Voltage	6.0000 V/ 60.000 V 600.00 V/ 1000.0 V		N/A	N/A	N/A	N/A	N/A	
Basic accuracy	±0.3 % rdg. ±30 dgt.							
AC/DC Current (Direct input)	600.00 μA/ 6000.0 μA 60.000 mA/ 600.00 mA	600.00 μA/ 6000.0 μA 60.000 mA/ 600.00 mA 6.0000 A/ 10.000 A	N/A	6.000 A/ 10.00 A	*60.00 μA/*600.0 μA *6.000 mA/*60.00 mA (* DC only)	N/A	N/A	
Basic accuracy (DC A)	±0.05 % rdg. ±5 dgt.			±0.9 % rdg. ±5 dgt.	±0.8 % rdg. ±5 dgt.			
Basic accuracy (AC A)	±0.6 % rdg. ±5 dgt.			±1.4 % rdg. ±3 dgt.				
AC Current (Clamp sensor)	10.00 A to 1000 A	N/A	10.00 A to 1000 A	N/A	10.00 A to 1000 A	N/A	N/A	
Basic accuracy	±0.6 % rdg. ±2 dgt. Combined accuracy: Add AC clamp's measurement accuracy.		±0.9 % rdg. ±3 dgt. Combined accuracy: Add AC clamp's measurement accuracy.		±0.9 % rdg. ±3 dgt. Combined accuracy: Add AC clamp's measurement accuracy.			
Resistance	60.000 Ω/ 600.00 Ω/ 6.0000 kΩ/ 60.000 kΩ/ 600.00 kΩ/ 6.0000 MΩ/ 60.00 MΩ/ 600.0 MΩ		600.0 Ω/ 6.000 kΩ/ 60.00 kΩ/ 600.0 kΩ/ 6.000 MΩ/ 60.00 MΩ			N/A	600.0 Ω/ 6.000 kΩ/ 60.00 kΩ/ 600.0 kΩ/ 6.000 MΩ/ 60.00 MΩ	
Basic accuracy	±0.03 % rdg. ±2 dgt.		±0.7 % rdg. ±5 dgt.				±0.9 % rdg. ±5 dgt.	
Temperature (thermocouples)	K: -40.0 to 800.0 °C		N/A	N/A	K: -40.0 to 400.0 °C	N/A	N/A	
Basic accuracy	±0.5 % rdg. ±3 °C				±0.5 % rdg. ±2 °C			
Capacitance	1.000 nF/ 10.00 nF/ 100.0 nF/ 1.000 μF/ 10.00 μF/ 100.0 μF/ 1.000 mF/ 10.00 mF/ 100.0 mF		1.000 μF/ 10.00 μF/ 100.0 μF/ 1.000 mF/ 10.00 mF			N/A	1.000 μF/ 10.00 μF/ 100.0 μF/ 1.000 mF/ 10.00mF	
Basic accuracy	±1.0 % rdg. ±5 dgt.		±1.9 % rdg. ±5 dgt.				±1.9 % rdg. ±5 dgt.	
Frequency	ACV, DC+ACV, ACA (limited by range in some cases) 99.999 Hz/ 999.99 Hz/ 9.9999 kHz/ 99.999 kHz/ 500.00 kHz		ACV, DC+ACV, ACA (limited by range in some cases) 99.99 Hz/ 999.9 Hz/ 9.999 kHz/ 99.99 kHz			99.99 Hz/ 999.9 Hz/ 9.999 kHz		
Basic accuracy	±0.005 % rdg. ±3 dgt.		±0.1 % rdg. ±1 dgt.			±0.1 % rdg. ±2 dgt.		
Continuity check	✓	✓	✓	✓	✓	✓	✓	
Diode check	✓	✓	✓	✓	✓	N/A	✓	
Conductance	N/A	✓	N/A	N/A	N/A	N/A	N/A	
Voltage detection	N/A	N/A	✓	N/A	N/A	✓	N/A	
AC/DC voltage automatic detection	AC/DC dual display	AC/DC dual display	✓	N/A	✓	✓	N/A	
Decibel conversion	✓	✓	N/A	N/A	N/A	N/A	N/A	
Peak measurement	✓	✓	N/A	N/A	N/A	N/A	N/A	
4-20 mA % conversion	✓	✓	N/A	N/A	✓	N/A	N/A	
Other functions	Filter function, Display hold, Auto hold, Max/Min value display, Sampling select, Relative display, Memory function (400 data), Auto-power save, USB communication (option)		Filter function, Display hold, Auto hold, Max/Min/Avg value display, Relative display, Auto-power save, USB communication (option)			Filter function, Display hold, Relative display, Auto-power save		
Power supply/ Continuous use (Backlight off)	LR6 (AA) alkaline batteries ×4, 100 hours R6P (AA) manganese battery ×4, 30 hours [Representative value: DCV function]		Alkaline batteries (LR03) ×4, 130 hours			Alkaline batteries (LR03) ×1, 40 hours		
Dimensions and mass	93 mm (3.66 in)W × 197 mm (7.76 in)H × 53 mm (2.09 in)D, 650 g (22.9 oz) (including batteries)		84 mm (3.31 in)W × 174 mm (6.85 in)H × 52 mm (2.05 in)D, 390 g (13.8 oz) (including batteries and holster)			72 mm (2.83 in)W × 149 mm (5.87 in)H × 38 mm (1.50 in)D, 190 g (6.7 oz) (including batteries and holster)		

Table of Specifications (Representative figures are provided for basic accuracy. For more information, please see the product catalog.)

Model	Standard models		Pocket models			Standard models
	DT4211	DT4212	3244-60	3245-60	3246-60	3255-50
Appearance						
Basic Specifications						
Principal applications	General use	Electrical work	General use	General use	General use	Electrical work
Rectifier	MEAN	True RMS	MEAN	MEAN	MEAN	MEAN
Maximum display count	4000		4199	4199	4199	4199
Display backlight function	✓		N/A	N/A	✓	N/A
CAT	Probe sleeve attached	CAT III 600 V CAT II 1000 V	CAT III 300 V	CAT IV 300 V CAT III 600 V	CAT IV 300 V CAT III 600 V	CAT III 600 V CAT II 1000 V
	No probe sleeve attached	CAT II 1000 V	CAT II 600 V	CAT II 600 V	CAT II 600 V	CAT II 1000 V
Measurement range						
AC/DC Voltage	400.0 mV/ 4.000 V/ 40.00 V/ 400.0/ 1000 V		*419.9 mV/ 4.199 V/ 41.99 V/ 419.9 V/ 500 V (* DC only)	*419.9 mV/ 4.199 V/ 41.99 V/ 419.9 V/ 600 V (* DC only)	*419.9 mV/ 4.199 V/ 41.99 V/ 419.9 V/ 600 V (* DC only)	419.9 mV/ 4.199 V/ 41.99 V/ 419.9 V/ 1000 V
Basic accuracy (DC V)	±0.5 % rdg. ±3 dgt.		±0.7 % rdg. ±4 dgt.	±1.3 % rdg. ±4 dgt.	±1.3 % rdg. ±4 dgt.	±0.5 % rdg. ±4 dgt.
Basic accuracy (AC V)	±1.0 % rdg. ±5 dgt.		±2.3 % rdg. ±8 dgt.	±2.3 % rdg. ±8 dgt.	±2.3 % rdg. ±8 dgt.	±1.2 % rdg. ±4 dgt.
AC+DC Voltage	N/A		N/A	N/A	N/A	N/A
Basic accuracy						
AC/DC Current (Direct input)	400.0 μA/ 4000 μA 40.00 mA/ 400.0 mA 4.000 A/ 10.00 A		N/A	N/A	N/A	N/A
Basic accuracy (DC A)	±1.2 % rdg. ±3 dgt.					
Basic accuracy (AC A)	±1.2 % rdg. ±5 dgt.					
AC Current (Clamp sensor)	N/A		N/A	N/A	N/A	10.00 A to 1000 A (with optional clamp sensor)
Basic accuracy						±2.0 % rdg. ±4 dgt. Combined accuracy: Add AC clamp's measurement accuracy.
Resistance	400.0 Ω/ 4.000 kΩ/ 40.00 kΩ/ 400.0 kΩ/ 4.000 MΩ/ 40.00 MΩ		419.9 Ω/ 4.199 kΩ/ 41.99 kΩ/ 419.9 kΩ/ 4.199 MΩ/ 41.99 MΩ			
Basic accuracy	±0.5 % rdg. ±2 dgt.					
Temperature (thermocouples)	N/A	K: -55.0 to 700 °C	N/A	N/A	N/A	N/A
Basic accuracy	±2 °C (at 0 to 50 °C)					
Capacitance	50.00 nF/ 500.0 nF/ 5.000 μF/ 50.00 μF/ 100.0 μF		N/A	N/A	N/A	N/A
Basic accuracy	±2.0 % rdg. ±5 dgt.					
Frequency	5.000 Hz/ 50.00 Hz/ 500.0 Hz/ 5.000 kHz/ 50.00 kHz/ 500.0 kHz/ 5.000 MHz		N/A	N/A	N/A	N/A
Basic accuracy	±0.1 % rdg. ±3 dgt.					
Continuity check	✓		✓	✓	✓	✓
Diode check	✓		N/A	N/A	✓ (Judgment only)	✓
Conductance	N/A				N/A	
Voltage detection	N/A				N/A	
AC/DC voltage automatic detection	N/A				N/A	
Decibel conversion	N/A				N/A	
Peak measurement	N/A				N/A	
4-20 mA % conversion	N/A				N/A	
Other functions	Operating temperature range of -10 to 50 °C, Display hold, Relative display, Auto-power save		N/A	Light check function	LED light illuminates test points Backlight LCD	Dust-proof and waterproof structure, Built-in with current-limiting resistor and 1000 V withstanding fuse to prevent short-circuit accidents
Power supply/ Continuous use (Backlight off)	Alkaline batteries (LR6) ×2, 800 hr	Alkaline batteries (LR6) ×2, 450 hr	Coin type lithium battery (CR2032) ×1, 150 hr	Main battery: Rechargeable lithium battery, Backup battery: Coin type lithium battery (CR2032) ×1, 150 hr (Backup battery)	Coin type lithium battery (CR2032) ×1, 150 hr	Manganese batteries (R03) ×2, 200 hr
Dimensions and mass	91.6 mm (3.61 in) W × 180.6 mm (7.11 in) H × 57.1 mm (2.25 in) D, 388 g (13.7 oz)		55 mm (2.17 in) W × 109 mm (4.29 in) H × 9.5 mm (0.37 in) D, 60 g (2.1 oz)	60 mm (2.36 in) W × 135 mm (5.31 in) H × 23 mm (0.91 in) D, 140 g (4.9 oz)	30 mm (1.18 in) W × 182 mm (7.17 in) H × 26.5 mm (1.04 in) D, 80 g (2.8 oz)	70 mm (2.76 in) W × 145 mm (5.71 in) H × 31 mm (1.22 in) D, 210 g (7.4 oz) (including batteries)

Test lead L9207-10/ L9207-30/ L9206

Sleeve attached	CAT IV 600 V	When the CAT (measurement category) rating of the main unit is lower than that of test leads, the CAT of the main unit takes precedence. When measuring in a CAT IV or CAT III environment, be sure to attach the sleeve to the test leads.
	CAT III 1000 V	
No sleeve attached	CAT II 1000 V	

