



# EL-BT-2

## Bluetooth Wireless Temperature and Humidity Monitoring

- -20 to +60°C (-4 to +104°F) and 0 to 100% RH measurement range
- Setup and download using the free EasyLog BT app for Android™
- View data on your Android™ device or export to EasyLog Graph for Windows
- Store up to 500,000 temperature and humidity readings
- LCD screen shows the current, minimum and maximum readings and status indication
- Rechargeable lithium ion battery



### EASYLOG BT MOBILE APP FOR ANDROID™

The EasyLog BT app for Android™ is available on Google Play™ and allows you to manage your EL-BT-2 logger with ease.

- Easily configure your EL-BT-2
- Download recorded data and view on your device
- Animated walkthrough of the setup process
- Export the logger's information via email or other cloud services



Within the app you can set the sample rate, temperature scale, temperature and humidity alarms, Bluetooth power-save settings, LCD settings and variable start times. Downloaded data will be saved to your phone's memory card and can be viewed at any time. You can then send the data via email or your preferred cloud service to another device or Windows PC for further analysis.

### SPECIFICATIONS

	Temperature	Humidity
<b>Measurement range</b>	-20 to +60°C (-4 to +104°F)	0 to 100% RH
<b>Resolution</b>	0.1°C (0.1°F)	0.1%
<b>Accuracy (overall error)</b>	±0.4°C (±0.7°F) typical (see page 3)	±2%RH typical (see page 3)
<b>Operating temperature range</b>	-20 to +60°C (-4 to +104°F)	
<b>Battery life</b>	6 months (at 25°C in power save mode)	
<b>Dimensions</b>	102 x 51 x 20mm (4.01 x 2 x 0.78 in)	
<b>Environmental protection</b>	IP55	
<b>EasyLog BT app for Android</b>	Version 4.0 (Ice Cream Sandwich) and later	
<b>Connection Distance</b>	Class 2 Radio 10m (30 ft)	

For more information on the performance characteristics for the temperature and humidity sensor, please see page 3.

# EL-BT-2

## Bluetooth Wireless Temperature and Humidity Monitoring

### GRAPHING & EXPORT OPTIONS

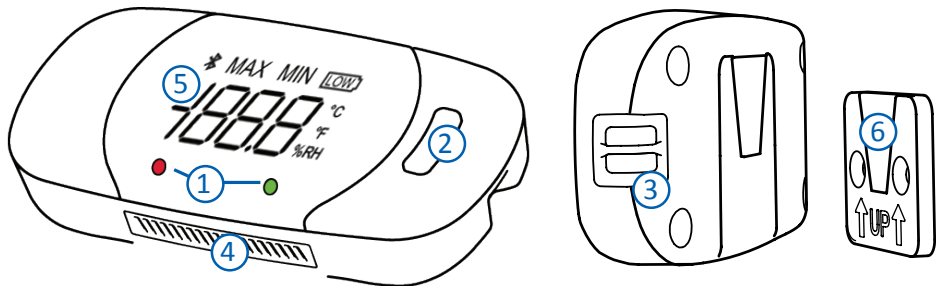


View logged temperature, humidity readings and calculated dew point, minimum and maximum values, and alarm breaches. Use zooming and panning features to view critical data with ease.

Data can be sent via email or your preferred cloud service to another device or Windows PC for further analysis.

### YOUR EL-BT-2

- ① Status indicators
- ② Button to toggle Bluetooth and cycle minimum/maximum readings
- ③ Micro USB for battery charging
- ④ Temperature and humidity sensor
- ⑤ High contrast display
- ⑥ Wall mount



### BATTERY INFORMATION

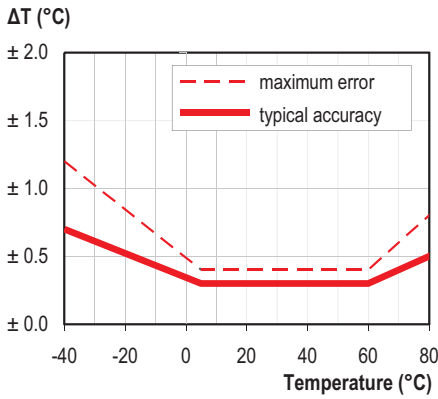
The logger will arrive partly charged but you should charge it for 24 hours before use for optimum performance. The battery can be recharged (at temperatures between 0 and 40°C) via a PC, a USB +5V wall adapter, or a portable USB battery pack using the cable provided. It can also be permanently powered by a USB wall adapter or USB battery pack.

# EL-BT-2

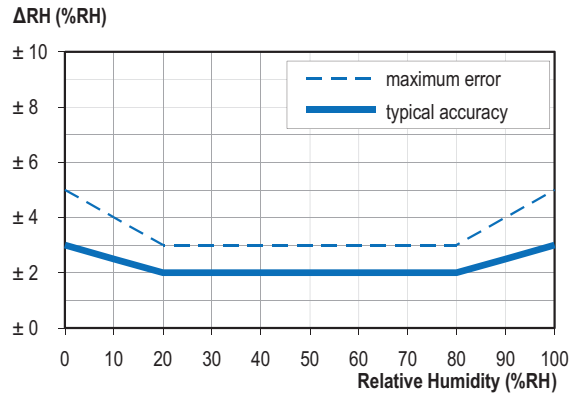
## Bluetooth Wireless Temperature and Humidity Monitoring

### SENSOR ACCURACY & INFORMATION

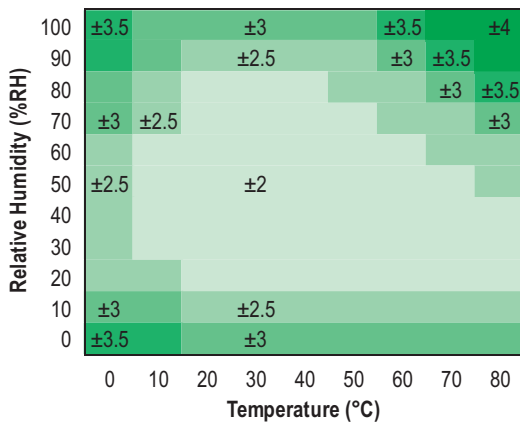
Typical and maximal tolerance for temperature sensor in °C.



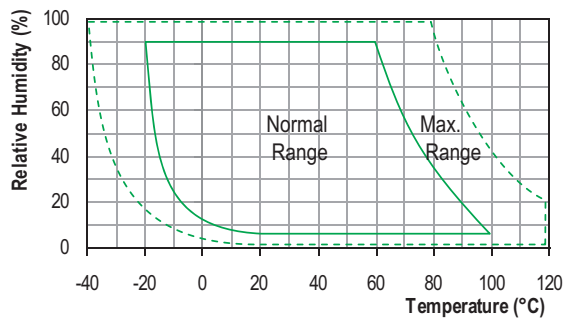
Typical and maximal tolerance at 25°C for relative humidity.



Typical accuracy of relative humidity measurements given in %RH for temperatures 0 to 80°C.



Operating conditions



Long term exposure to humidity levels outside of the 'Normal Range' may temporarily offset RH measurements (±3%RH after 60 hours). Once returned to less extreme conditions the device will slowly return towards calibration state.

When tracking changes in ambient conditions, the response time of the humidity sensor in your data logger is approximately 20 minutes to reach 90% of the reading. However, if you are measuring step changes in humidity (for example if calibrating the product) it is advised that you leave the unit for up to four hours to ensure that it has enough time to settle at the new level.

It is worth remembering that the value of relative humidity is of course sensitive to temperature variation. As an example, at a relative humidity of ~90%RH at ambient temperature, a variation in temperature of 1°C will result in a change of up to -5%RH. Therefore when comparing multiple devices or calibrating them, any temperature variations must be considered.