
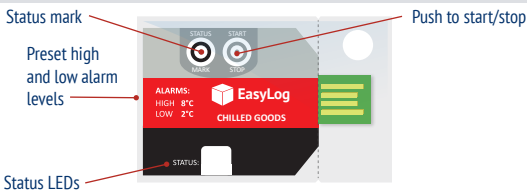





Test Equipment Depot - 800.517.8431 - 99 Washington Street Melrose, MA 02176 - TestEquipmentDepot.com

## 1. Your new logger comes ready to go.







Simply press and hold the  button until the green LED lights up to start logging.




## 2. Now place your logger in the location you want to monitor.

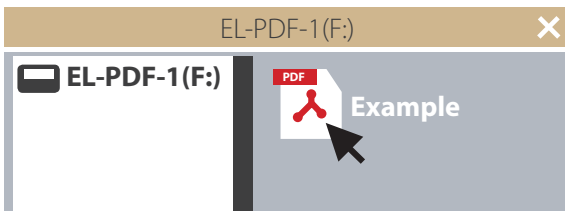
Once logging, pressing the  button will light up an LED to give a quick indication of the status. It will also add a marker to the data to show that you have checked it.


No alarms will be triggered in the first 30 minutes to allow the logger to settle at the monitored conditions.

	<b>Red + Green single flash</b> Logger is ready to start new logging session	Push Start / Stop button
	<b>Green single flash</b> The data logger is currently logging No alarm has been triggered	No action required
	<b>Red single flash</b> The data logger is currently logging An alarm has been triggered!	Check status in the PDF
	<b>Green double flash</b> The data logger's memory is full or the logger has been stopped. No alarm was triggered during the session.	Plug your logger in to a PC and download the PDF
	<b>Red double flash</b> The data logger's memory is full or the logger has been stopped. An alarm was triggered during the session!	Plug your logger in to a PC, download the PDF and check alarm condition
	<b>No LEDs flash</b> The data logger has a flat battery	Contact your distributor for a new logger

3. When you are ready to view the recorded data on your logger, press and hold the  button to stop the current logging session. Remove the logger from the plastic sleeve and connect it to a USB port.


4. Copy the file off the device as if it were a memory stick.




5. Press the  button to start a new data logging session. To maintain IP67 status, the logger must be placed in Lascar's accessory bag, EL-CC-BAG.




## Other EasyLog Cold Chain Data Loggers



**EL-CC-1**  
Temperature  
FOOD



**EL-CC-2**  
Temperature/Humidity  
FOOD



**EL-CC-2**  
Temperature/Humidity  
PHARMACEUTICAL