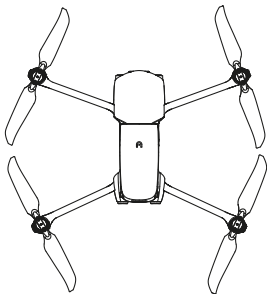


EVO Lite series

Quick Start Guide



AUTEL
ROBOTICS

1 Download



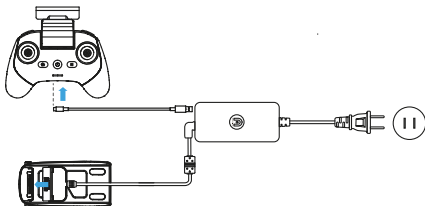
Autel Sky App



Autel Sky App

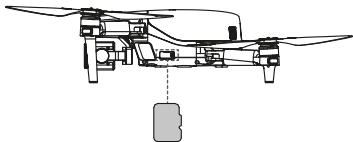
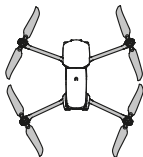
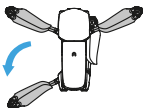
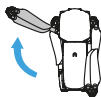
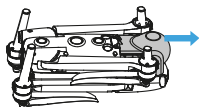


2 Charge

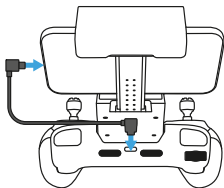



Press and hold the release button on both sides of battery and connect the battery to the adapter.

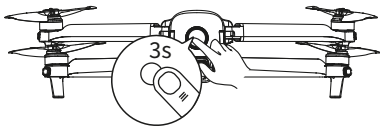
3 Prepare the aircraft



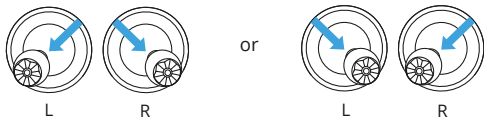
4 Prepare the remote control



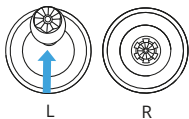
5 Power on



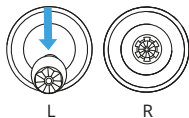
6 Start motors (Mode 2)



7 Take off (Mode 2)

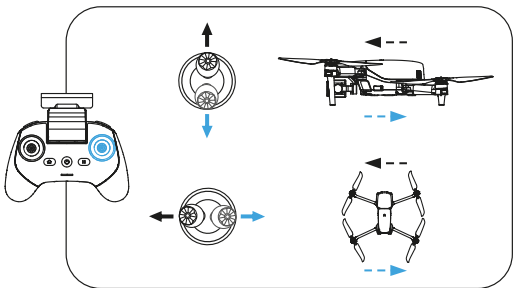
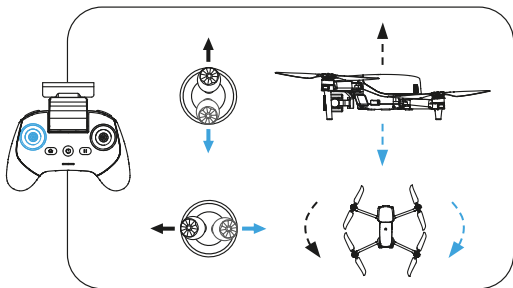


8 Landing (Mode 2)



Please read all documentation before your first flight.

9 Joystick controls (Mode 2)



Subscribe for more information

