

## 300/500/1000kHz CURRENT PROBE

## GCP-300/500/1000



### FEATURES

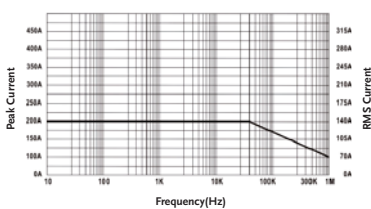
- **Bandwidth :**  
DC ~ 300kHz (GCP-300)  
DC ~ 500kHz (GCP-500)  
DC ~ 1MHz (GCP-1000)
- **Max. Measure Range :**  
GCP-300 : 200A(10mV/A) and 20A(100mV/A)  
GCP-500 : 150A(20mV/A) and 15A(200mV/A)  
GCP-1000 : 70A(50mV/A) and 7A(500mV/A)
- **Overload Indicator**

The GCP-300, GCP-500 and GCP-1000 are designed to measure AC and DC current. The test frequency range of GCP-300 is from DC to 300kHz; GCP-500 is from DC to 500kHz and GCP-1000 is from DC to 1MHz. For the current measure range of GCP-300 is from 50mA to 200A; GCP-500 is from 30mA to 150A and GCP-1000 is from 20mA to 70A. (Do not clamp the probe onto circuits with voltages greater than 600 VAC)

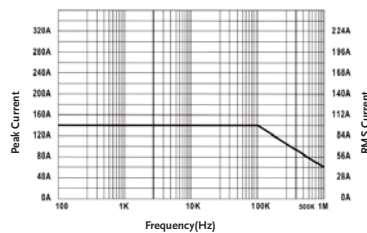
The current probe is equipped with an AC power converter and designed to give priority to the external power supply. If there is no 9V alkaline battery or the power is insufficient, the AC power converter can be used to provide power so that the measurement will not be affected.

Below illustrations are GCP-300, GCP-500 and GCP-1000 maximum test current versus frequency:

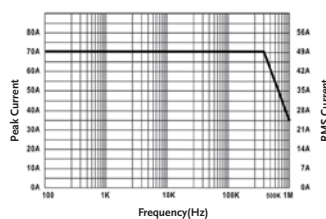
**GCP-300**



**GCP-500**



**GCP-1000**



### APPLICATIONS

- **Harmonic Current Measurement**
- **Inrush Current Measurement**
- **Current Ripple and Noise Measurement**

The oscilloscope must be warmed up for at least 20 minutes and be in an environment with the temperature at 10°C ~ 30°C and the humidity at 0 ~ 80%.

SPECIFICATIONS			
	GCP-300	GCP-500	GCP-1000
Bandwidth	DC ~ 300kHz	DC ~ 500kHz	DC ~ 1MHz
Max. Cable Dimension	Φ11mm		Φ10.3mm
Max. Peak Current Value	DC : 200A ; AC : 140Arms	DC : 150A ; AC : 100Arms	DC : 70A ; AC : 50Arms
Output Voltage Rate	100mV/A ; 10mV/A	200mV/A ; 20mV/A	500 mV/A ; 50mV/A
DC Amplitude Accuracy	±3% ±50 mA at 100 mV/A (50 mA ~ 20A peak range)  ±4% ±50 mA at 10 mV/A (500 mA ~ 80A peak range)  ±15% max at 10 mV/A (80A peak ~ 200A peak range)	±3% ±30 mA at 200 mV/A (30 mA ~ 15 A peak range)  ±4% ±300 mA at 20 mV/A (300 mA ~ 80 A peak range)  ±15% max at 20 mV/A (80A peak ~ 150A peak range)	±3% ±20 mA at 500 mV/A (20 mA ~ 7A peak range)  ±4% ±200 mA at 50 mV/A (200 mA ~ 50 A peak range)  ±15% max at 50 mV/A (50A peak ~ 70A peak range)
Dimension	280 mm x 70mm x 32 mm		
Weight	260 g (9.5 oz) (without battery)		
Max. Rated Voltage	CATIII 300V/CATII 600V	CATIII 600V	CATIII 600V
Power Source	AC/DC adapter or a square 9V battery		

Specifications subject to change without notice.

ORDERING INFORMATION	
GCP-300	300kHz/200A AC/DC Current Probe
GCP-500	500kHz/150A AC/DC Current Probe
GCP-1000	1MHz/70A AC/DC Current Probe

