

LPDA HYBRID ANTENNAS

HYPERLOG[®]

PRO 70 SERIES

High performance broadband measurement and DF antenna from 700 MHz to 26.5 GHz



- ✓ Extremely broadband
- ✓ High gain and high directivity

- ✓ Excellent forward/backward ratio
- ✓ Compact and robust design

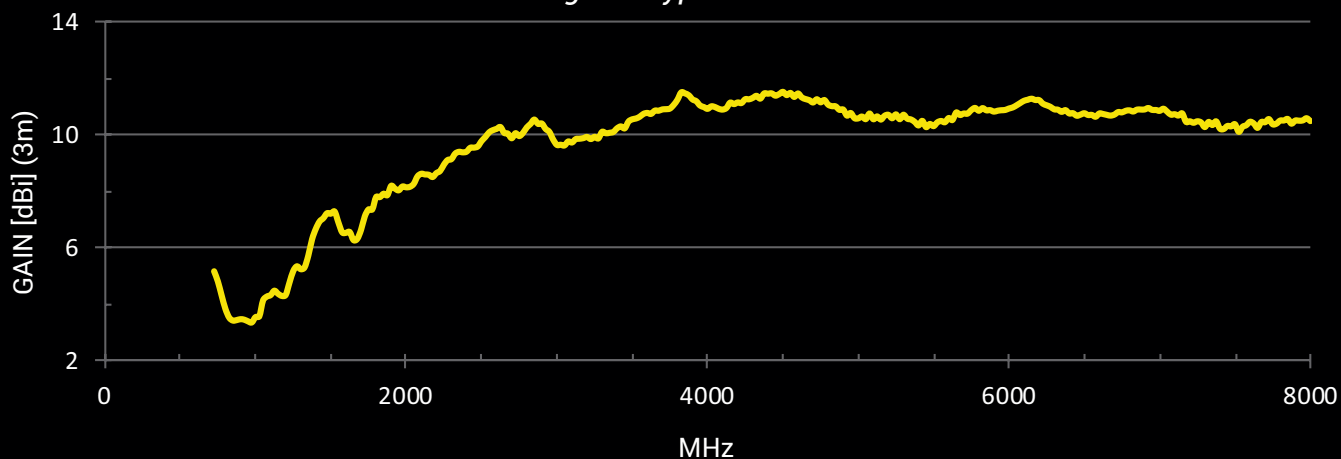


Specifications

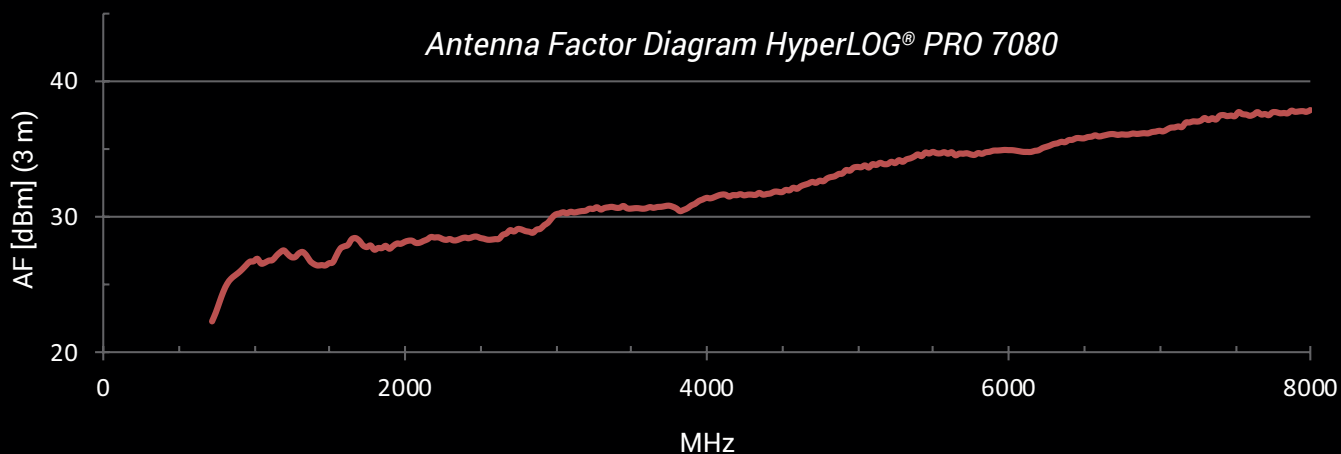
HyperLOG® PRO 7080

Dimensions [L x W x D]	590 x 360 x 30 mm	Nominal Impedance	50 Ohm
Weight	1200 g	Calibration Points	293 (25 MHz steps)
Design	LPDA Hybrid	VSWR (typ.)	< 1.3:1
Gain (typ.)	11 dBi	Max. Transmission Power	100 W CW (6 GHz)
RF Connection	SMA (f)	Antenna Factor	22 – 39 dB/m
Frequency Range	700 MHz – 8 GHz	HPBW	min. 25°

Gain Diagram HyperLOG® PRO 7080



Antenna Factor Diagram HyperLOG® PRO 7080

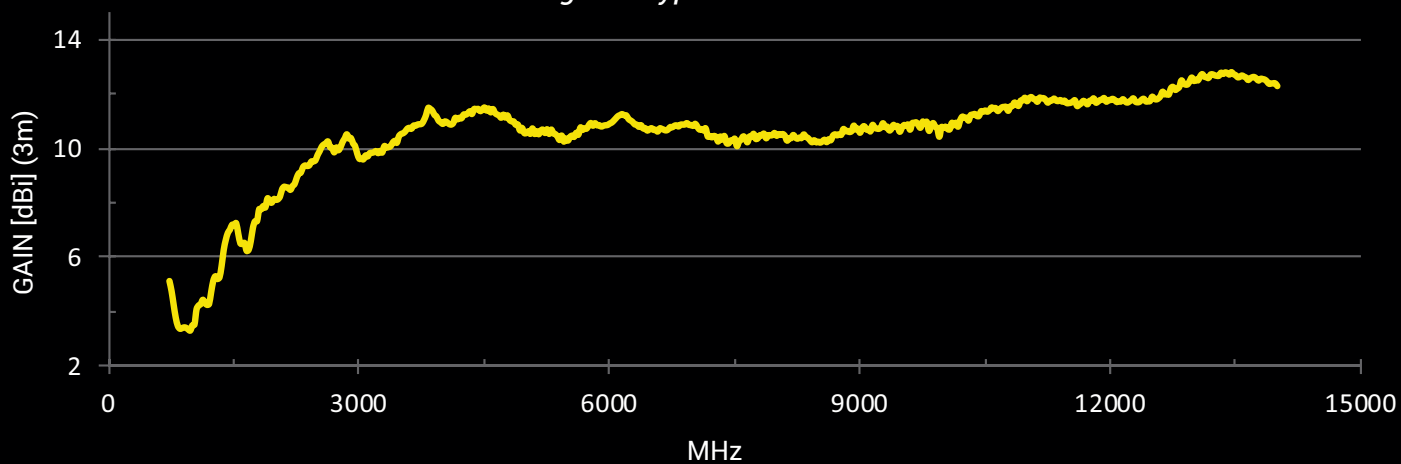


Specifications

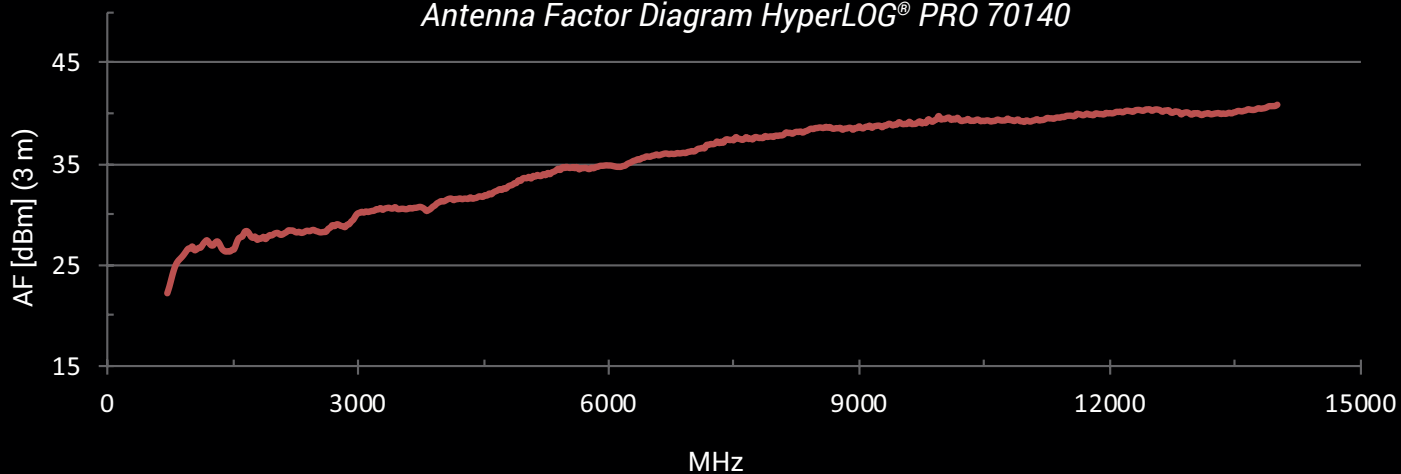
HyperLOG® PRO 70140

Dimensions [L x W x D]	590 x 360 x 30 mm	Nominal Impedance	50 Ohm
Weight	1200 g	Calibration Points	533 (25 MHz steps)
Design	LPDA Hybrid	VSWR (typ.)	< 1.3:1
Gain (typ.)	13 dBi	Max. Transmission Power	100 W CW (6 GHz)
RF Connection	SMA (f)	Antenna Factor	22 – 41 dB/m
Frequency Range	700 MHz – 14 GHz	HPBW	min. 22°

Gain Diagram HyperLOG® PRO 70140



Antenna Factor Diagram HyperLOG® PRO 70140

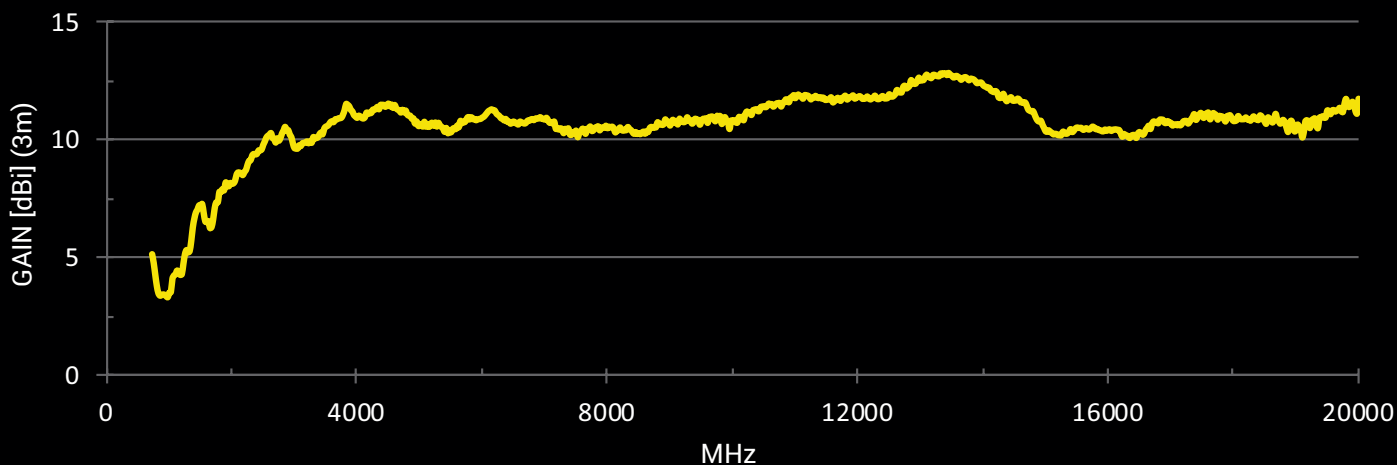


Specifications

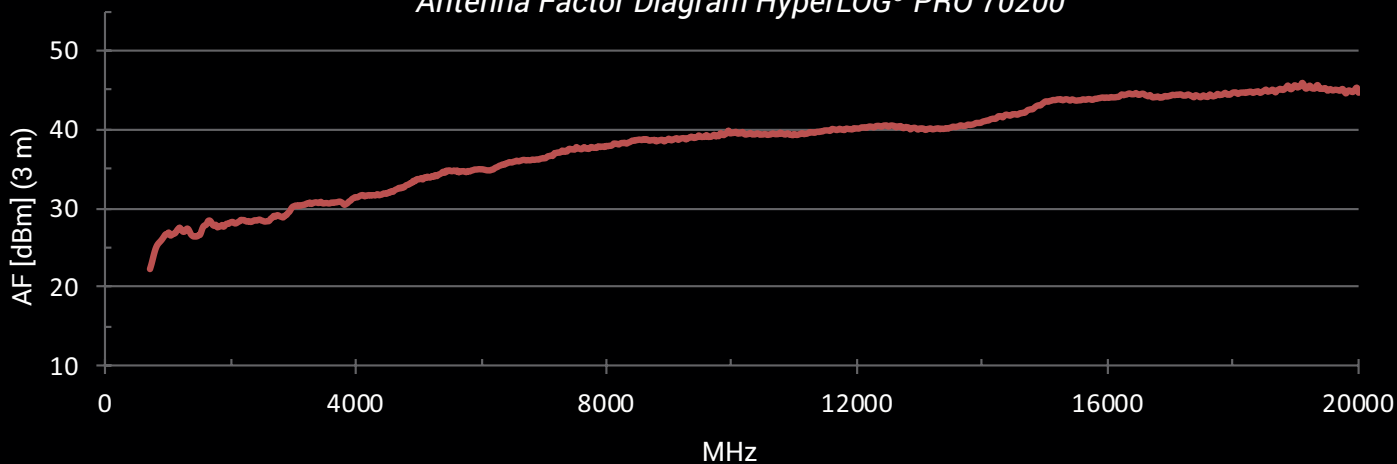
HyperLOG® PRO 70200

Dimensions [L x W x D]	590 x 360 x 30 mm	Nominal Impedance	50 Ohm
Weight	1200 g	Calibration Points	773 (25 MHz steps)
Design	LPDA Hybrid	VSWR (typ.)	< 1.3:1
Gain (typ.)	13 dBi	Max. Transmission Power	100 W CW (6 GHz)
RF Connection	SMA (f)	Antenna Factor	22 – 46 dB/m
Frequency Range	700 MHz – 20GHz	HPBW	min. 22°

Gain Diagram HyperLOG® PRO 70200



Antenna Factor Diagram HyperLOG® PRO 70200

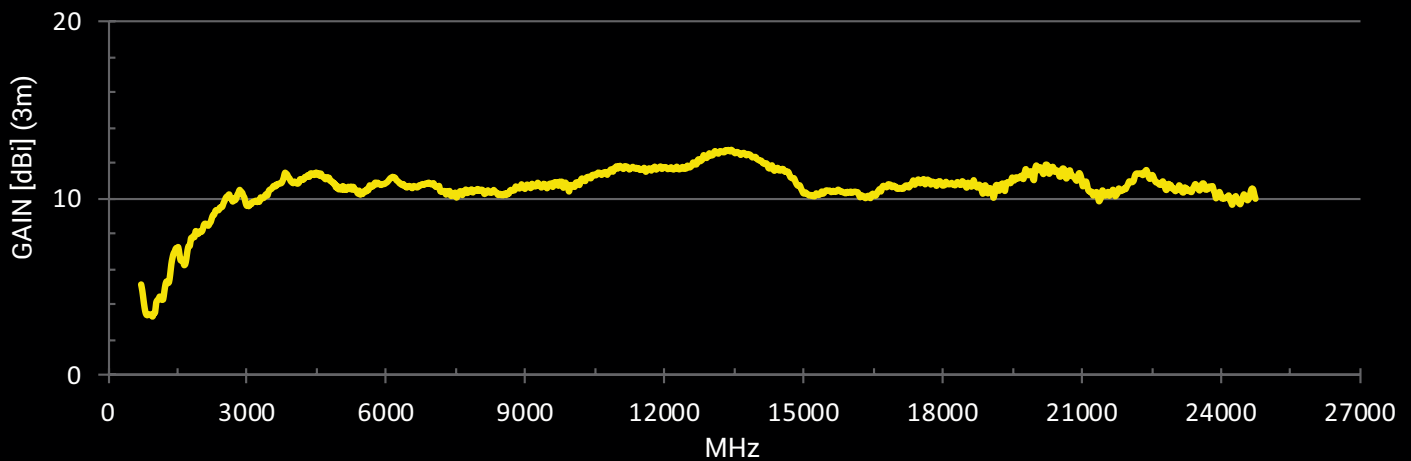


Specifications

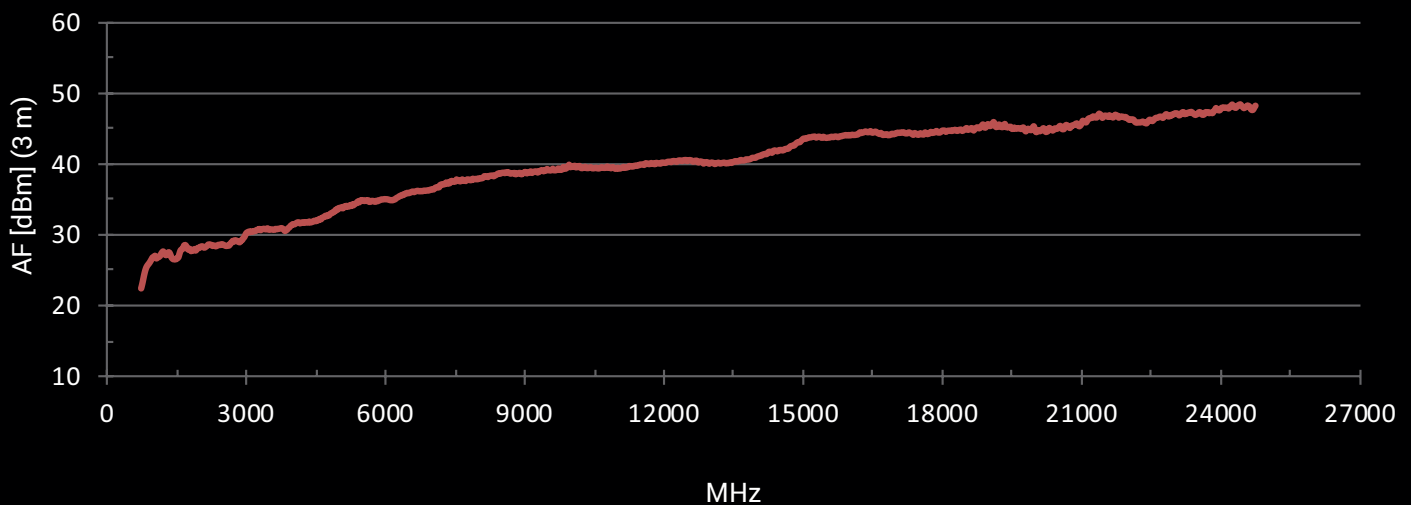
HyperLOG® PRO 70260

Dimensions [L x W x D]	590 x 360 x 30 mm	Nominal Impedance	50 Ohm
Weight	1200 g	Calibration Points	1033 (25 MHz steps)
Design	LPDA Hybrid	VSWR (typ.)	< 1.3:1
Gain (typ.)	13 dBi	Max. Transmission Power	100 W CW (6 GHz)
RF Connection	2.92 mm K (f)	Antenna Factor	22 – 50 dB/m
Frequency Range	700 MHz – 26.5 GHz	HPBW	min. 17°

Gain Diagram HyperLOG® PRO 70260



Antenna Factor Diagram HyperLOG® PRO 70260



Recommended Accessories

Aluminum Tripod

Height adjustable, high stability. Recommended for use with HyperLOG® antennas.

Max. height: 105 cm.

Order/Art.-No.: 503/011



Multifunctional Pistol Grip

(strongly recommended)

Highly recommended for our HyperLOG® antennas. Quick and easy antenna polarization change, guarantees perfectly stable antenna handling.

Order/Art.-No.: 503/012

2 m K-Kable

Low loss phase stable high frequency cable 2m with screw aid.

2.92 K(m) - 2.92 K(m)

Frequency range: 10 MHz - 40 GHz

Diameter: 3.6 mm

Order/Art.-No.: 501/056



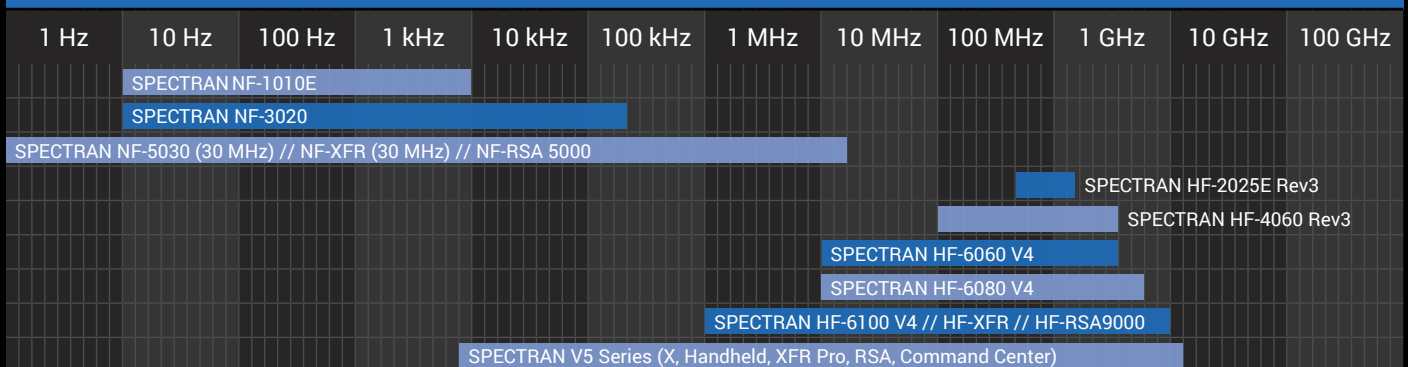
GPS Logger

High end GPS logger including antenna position, speed and altitude information. 3D compass, acceleration and tilt sensor, altimeter and pressure sensor.

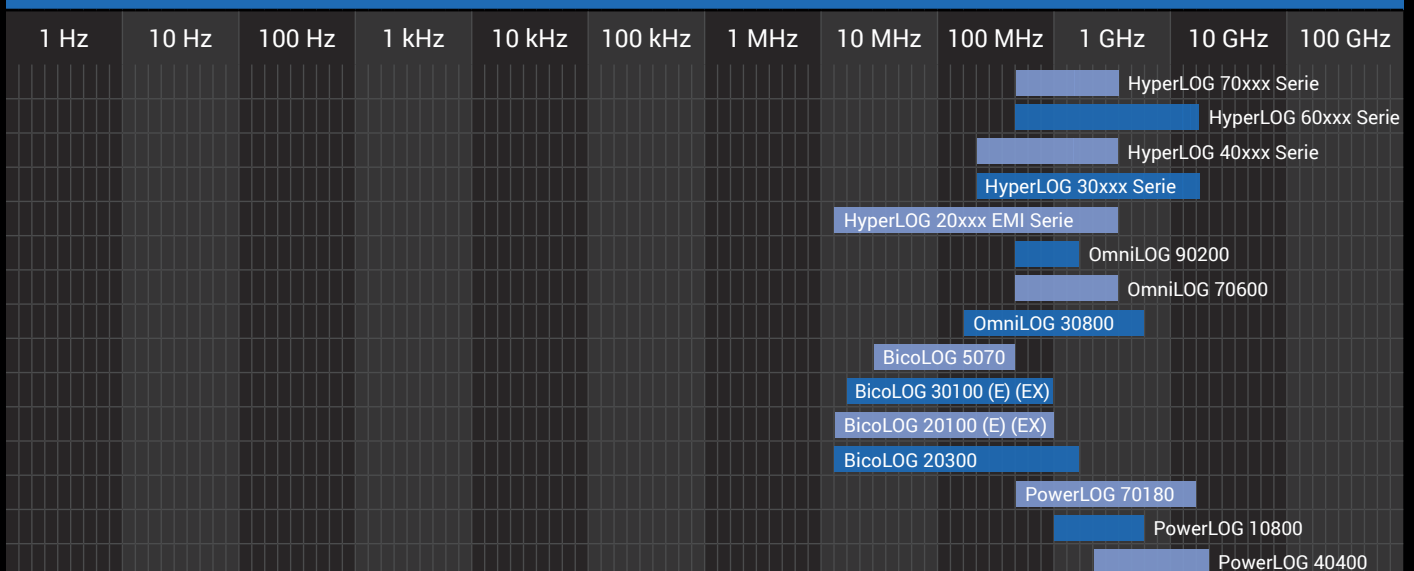
Order/Art.-No.: 503/035

Frequency Overviews

Frequency Overview SPECTRAN® Spectrum Analyzers



Frequency Overview HyperLOG®, BicoLOG® and PowerLOG® Antennas



Frequency Overview IsoLOG® 3D, MDF, MagnoTRACKER® and Probes

