

HydroCart Max

(Part Number INJ-HCT)

20 Gallon A/C Powered Mobile Water Supply
for Philadelphia Scientific Water Injector Systems™



Test Equipment



Depot

1-800-517-8431

99 Washington Street

Melrose, MA 02176

Phone 781-665-1400

Toll Free 1-800-517-8431



Philadelphia Scientific
industrial battery innovation

Installation Instructions:

1. Carefully remove the cart from the shipping carton.



2. Fill the tank to the desired level with deionized water.



3. Plug the HydroCart in to an approved electrical outlet.




4. Turn the switch on to operate. When all watering is complete, turn the HydroCart off, disconnect the power cord. Retract the power cord and stow the output hose on the hooks provided on the back of the cart.




Operation Instructions:


1. Connect the Instant Valve Pro™ to the Input Assembly of the Water Injector System installed on the battery.




2. Squeeze the lever completely to fill the battery. **Do Not Partially Squeeze the Lever.**



3. Watch the spinner mounted on the Instant Valve Pro. When it stops spinning, the filling is completed (about 15 seconds, usually).



4. Release the lever and then disconnect the Instant Valve Pro from the Water Injector System.





© 2013 Philadelphia Scientific LLC. All Rights Reserved. Philadelphia Scientific and the PS logo are registered trademarks of Philadelphia Scientific LLC. Water Injector System, Instant Valve PRO and HydroCart are trademarks of Philadelphia Scientific LLC. E&O.E.



99 Washington Street
 Melrose, MA 02176
 Phone 781-665-1400
 Toll Free 1-800-517-8431

PAK462
 Rev 02/2013

Visit us at www.TestEquipmentDepot.com