

of our products without advance notice.

SPECIFICATIONS:



RANGE / RESOLUTION

| | |
|--------------|---|
| MW301 | 0 to 1990 $\mu\text{S}/\text{cm}$ / 10 $\mu\text{S}/\text{cm}$ |
| MW302 | 0.0 to 10.0 mS/cm / 0.1 mS/cm |
| MW401 | 0 to 1990 mg/L (ppm) / 10 mg/L |
| MW402 | 0.0 to 10.0 g/L (ppt) / 0.1 g/L |

ACCURACY (@25°C) $\pm 2\%$ Full Scale

CONVERSION FACTOR

| | |
|--------------|-----|
| MW401 | 0.5 |
| MW402 | 0.5 |

CALIBRATION SOLUTIONS

MW301 & MW302 1413 $\mu\text{S}/\text{cm}$ = 1.41 mS/cm (**M10031B**)

MW401 1382 mg/L (**M10032B**)

MW402 6.44 g/L (**M10038B**)

CONDUCTIVITY PROBE

MW301 & MW401 **MA811D/1** (included)

MW302 & MW402 **MA812D/1** (included)

TEMP.COMPENSATION Automatic, from 5 to 50°C

ENVIRONMENT 0 to 50°C, 95% RH max.

BATTERY TYPE 1 x 9V alkaline (included)

BATTERY LIFE approximately 300 hours of use

DIMENSIONS 143 x 80 x 32 mm

WEIGHT 220 g (with battery) meter only

OPTIONAL ACCESSORIES:

M10031B 1413 $\mu\text{S}/\text{cm}$ (1.41 mS/cm) calibration solution, 20 mL sachet (25 pcs)

M10032B 1382 mg/L solution, 20 ml sachet (25 pcs)

M10038B 6.44 g/L solution, 20 ml sachet (25 pcs)

MA811D/1 EC/TDS probe w/DIN connector and 1m cable

MA812D/1 EC/TDS probe w/DIN connector and 1m cable

MA950 Portable meter wall mounting kit

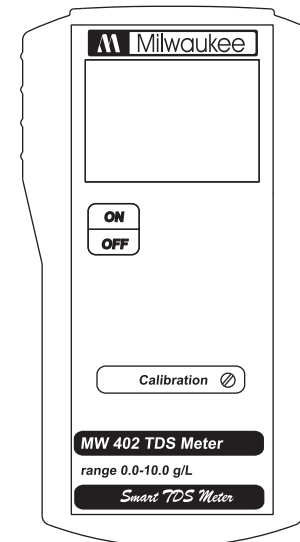
15TMMW402 01/10



USER MANUAL

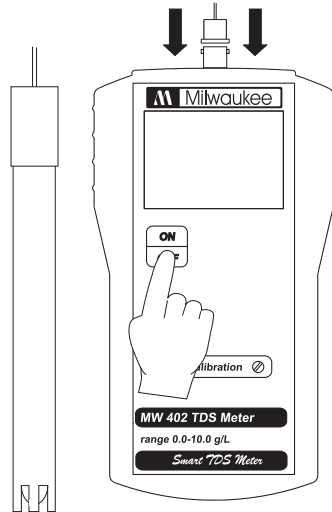
**PORTABLE
CONDUCTIVITY & TDS METERS
MODELS: MW301, MW302, MW401, MW402**

Smart EC & TDS Meters



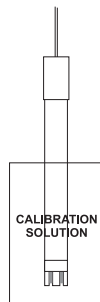
OPERATION:

- The meter is supplied complete with a 9V battery. Slide off the battery compartment cover on the back of the meter. Install the battery into the battery clip connector while observing polarity.
- Connect the probe to the meter securely by aligning the pins with the plug in.
- Make sure that the meter has been calibrated before taking any measurements (see Calibration Procedure).
- Immerse the tip (4 cm) of the EC/TDS probe into the sample. If possible use plastic beakers or containers to minimize any EMC interference.
- Turn the instrument on by pressing the ON/OFF key.
- Wait for the temperature sensor to reach the thermal equilibrium before taking any measurements.
- After use, the instrument should be switched off and the probe should be cleaned and dried. Whenever needed, use alcohol for better cleaning.



CALIBRATION PROCEDURE:

- Clean the probe with alcohol and let it dry.
- Open a sachet of conductivity calibration solution (see Specifications) and immerse the probe making sure that the metal pins are completely submerged.



- Wait until the thermal equilibrium is reached and the reading is stable.
- Adjust the calibration trimmer on the front panel of the instrument with the supplied screwdriver until the display shows:
 - "1410 μ S" for **MW301**
 - "1.4 mS" for **MW302**
 - "1380 mg/L" (ppm) for **MW401**
 - "6.4 g/L" (ppt) for **MW402**
- The calibration is now complete and the meter is ready for use.



The instrument should be re-calibrated at least once a month, or whenever the probe or battery is changed.

BATTERY REPLACEMENT:

When the battery becomes weak the meter will display "E". When the low battery indicator appears, the battery has only about 50 hours of working time left. A low battery will result in unreliable measurements. Prompt battery replacement is required.

Battery replacement must only take place in a non-hazardous area using an alkaline 9V battery.

Turn the meter off, slide the battery compartment cover located at the rear of the meter off and replace the 9V battery with a new one. Make sure the battery contacts are fully engaged in the connector, seat the battery in its compartment and replace the cover.

WARRANTY:

This instrument is warranted from all defects in materials and manufacturing for a period of **two years** from the date of purchase.

The **probe is warranted for a period of six months.**

If during this period, the repair or replacement of parts is required, where the damage is not due to negligence or erroneous operation by the user, please return the parts to either dealer or our office and the repair will be effected free of charge.

Note: We reserve the right to modify the design, construction and appearance