


ZS Series High Impedance Active Probes

1 GHz - 4 GHz Probes



Key Features

- High signal fidelity to 4 GHz bandwidth
- Low circuit loading – High input impedance and low capacitance
- 4 GHz, 2.5 GHz, 1.5 GHz and 1 GHz models
- 1 M Ω input resistance
- 0.6 pF (4 GHz) and 0.9 pF input capacitance
- ± 8 V input dynamic range, ± 12 V offset range
- Wide variety of tips and grounds
- Easy to use, integrated with oscilloscope

The ZS Series probes are high impedance, low capacitance active probes that maintain high signal fidelity through 4 GHz. A small form factor and a wide variety of accessories ensures the ZS probe meets every difficult probing challenge.

High Impedance Reduces Circuit Loading across Full Oscilloscope Bandwidth

Engineers must commonly probe high frequency signals with high signal fidelity. Typical passive probes with high input R and C provide good response at lower frequencies but inappropriately load the circuit and distort signals at higher frequencies. The ZS Series features both high input R (1 M Ω) and low input C (0.6 pF and 0.9 pF) to reduce circuit loading across the entire probe/oscilloscope bandwidth. The ZS1000 is designed for 200 - 600 MHz oscilloscopes. The ZS1500 is designed for 1 GHz oscilloscopes, the ZS2500 is designed for 2 GHz oscilloscopes and the ZS4000 is designed for 2.5 GHz and 4 GHz oscilloscopes.


A Variety of Probe Tips for Varied Tasks

The small form factor and extensive range of standard probe tips ensures that this probe can meet any difficult probing challenge. Various flexible leads and caps such as right-angle leads, Y-adapters and micro-grabbers are also available for probing test points that are spaced farther apart.


Innovative Grounding Provides the Highest Signal Fidelity

Keeping the ground loop shorts circuit capacitance, minimizing the effect of high inductance on the signal. The ZS probes provide a wide variety of unique and innovative accessories which maintain the highest signal fidelity. They eliminate the effects of the loop on the circuit.

EXTENSIVE SET OF PROBE TIPS AND GROUND LEADS




Use the Solder-In Ground with Straight Tip for general purpose browsing.




The Straight Tip and Offset Ground Lead can be used together for probing signal and ground points extremely close together.




Hard-to-reach spaces can be probed with the Bent Sharp Tip and can be used with a range of ground leads like the flexible Short Right-Angle Lead shown here.



Probe directly on surface mount components, like resistors or capacitors, with the Discrete SMD Tip. Use this tip with any of the ground leads, like the flexible Long Right-Angle Lead shown here.



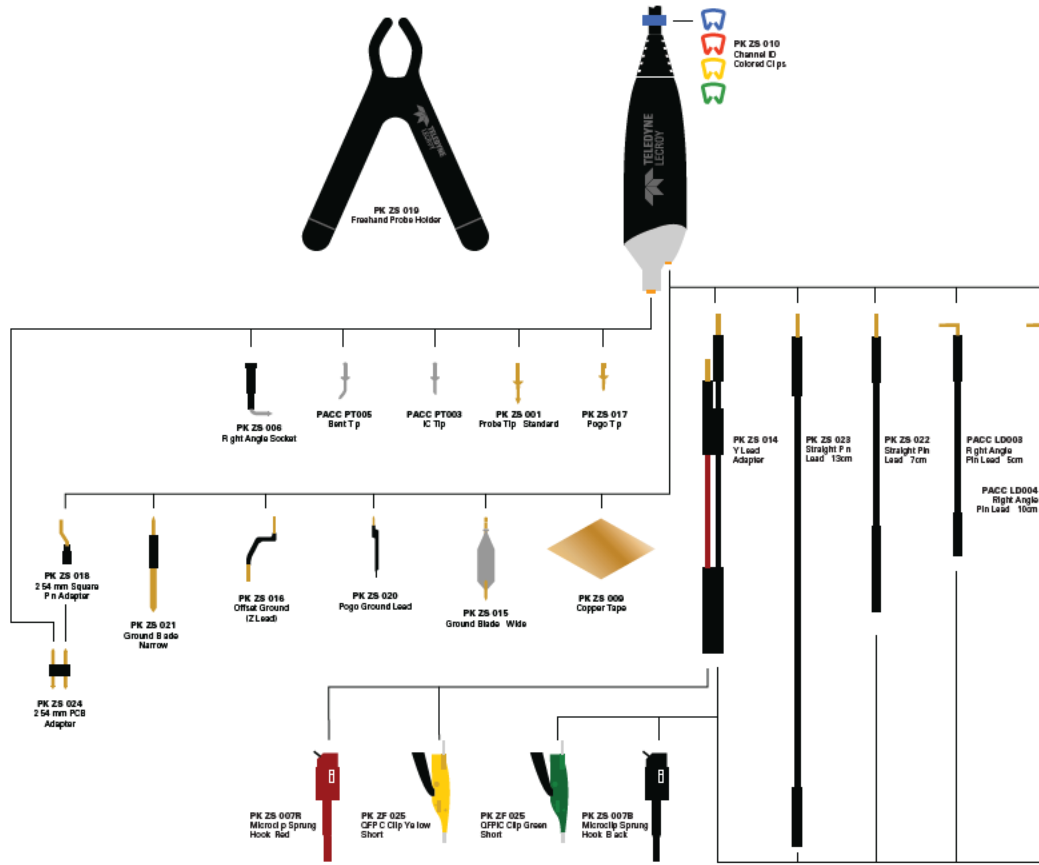
The 2.54 mm probe adapter provides full BW probing and holds the probe in place.



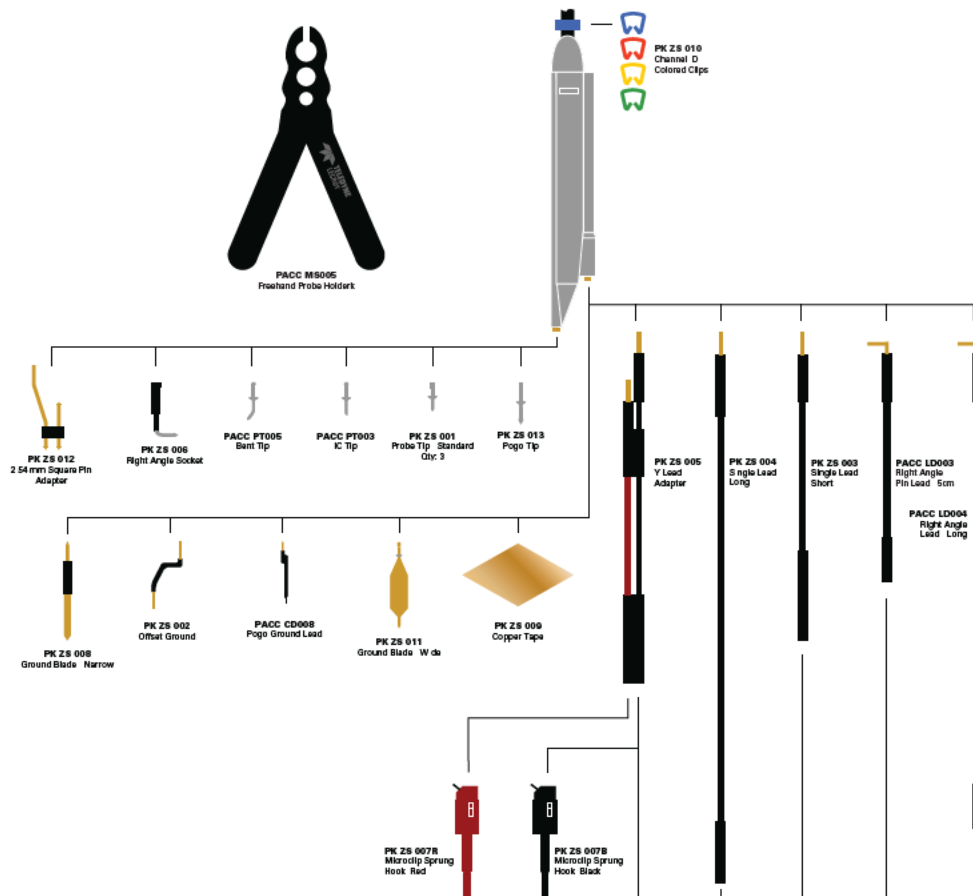
The Ground Blade and Copper Pad provide the shortest ground loop for excellent signal fidelity when probing an IC. Use them with the insulated IC Lead Tip to prevent shorting between test points.

ZS PROBE ACCESSORIES

ZS4000



ZS1000 ZS1500 ZS2500



SPECIFICATIONS AND ORDERING INFORMATION

Specifications

ZS1000

ZS1500

ZS2500

ZS4000

Electrical Characteristics

Probe Bandwidth	1 GHz	1.5 GHz	2.5 GHz	4 GHz
Input Capacitance	0.9 pF			0.6 pF
DC Input Resistance				1 M Ω
Probe Offset Range	N/A	±12 V		
Attenuation				÷10
Input Dynamic Range				±8 V
Non-destruct Voltage				20 V

General Characteristics

Cabinet Length	1.3 m
----------------	-------

Ordering Information

Product Description

Product Code

Standard Accessory/Quantity

4 GHz, 0.6 pF, 1 M Ω High Impedance Active Probe	ZS4000
2.5 GHz, 0.9 pF, 1 M Ω High Impedance Active Probe	ZS2500
1.5 GHz, 0.9 pF, 1 M Ω High Impedance Active Probe	ZS1500
1 GHz, 0.9 pF, 1 M Ω High Impedance Active Probe	ZS1000
Set of 4 ZS2500, 2.5 GHz, 0.9 pF, 1 M Ω High Impedance Active Probes	ZS2500-QUADPAK
Set of 4 ZS1500, 1.5 GHz, 0.9 pF, 1 M Ω High Impedance Active Probes	ZS1500-QUADPAK
Set of 4 ZS1000, 1 GHz, 0.9 pF, 1 M Ω High Impedance Active Probes	ZS1000-QUADPAK

Accessory Description	Replacement Part Number	ZS1000	ZS1500	ZS2500	ZS4000
2.54 mm PCB Adaptor	PK-ZS-024				5
2.54mm Square Pin Adapter	PK-ZS-012	1			
2.54mm Square Pin Adaptor	PK-ZS-018				1
CTP	PACC-PT003	1	1		
Bent Tip	PACC-PT005	1	1		
Channel DC ps (Set of 4 cores)	PK-ZS-010	4			1
Copper Tape Pad	PK-ZS-009	2			2
Freehand Probe Holder	PK-ZS-019				1
Freehand Probe Holder	PACC-MS005	1			
Ground Braid – Narrow	PK-ZS-008	1			
Ground Braid – Wide	PK-ZS-011	1			
Ground Braid, Narrow	PK-ZS-021				1
Ground Braid, Wide	PK-ZS-015				2
Micro-Grabber Pair	PK-ZS-007R and PK-ZS-007B	1			2
Offset Ground	PK-ZS-016				2
Offset Ground – Z lead	PK-ZS-002	1			
Pogo Ground lead	PK-ZS-020				1
Pogo Ground lead	PACC-CD008	1			
Pogo Tip	PK-ZS-017				3
Pogo Tip	PK-ZS-013	1			
Probe Tip – Standard	PK-ZS-001	3			3
QFP C C ps (set of 2)	PK-ZS-025				1
Right Angle lead – long	PACC- D004	1			1
Right Angle lead – Short	PACC- D003	1			1
Right Angle Socket	PK-ZS-006	1			1
Straight Pin lead – long	PK-ZS-023				1
Straight Pin lead – long	PK-ZS-004	1			
Straight Pin lead – Short	PK-ZS-022				1
Straight Pin lead – Short	PK-ZS-003	1			
Y lead Adapter	PK-ZS-005	1			
Y lead Adaptor	PK-ZS-014				1