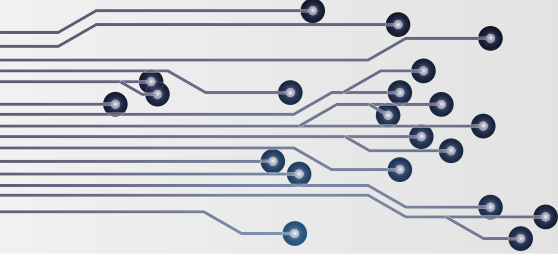


PowerSight 



PK5064 Series Power Quality Analysis Systems

**PK5064 PK5064-
PRO PK5064-
PRO+**



What's Included

PK5064

- **PS5000 Power Quality Analyzer (with expanded memory)**
- 4 Deluxe Voltage Leads
- 4 Flexible 1-6,000A Current Probes
- Hard Shell Carrying Case
- SD Memory Card
- Wall Charger (120V or 230V)
- 1-Year Deluxe Warranty
- PowerSight Manager Advanced Software



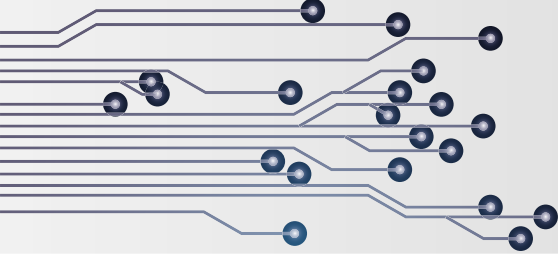
PK5064-PRO

- Everything in the PK5064, plus
- + **Mini Line-to-DC Converter** ▼
- + USB Communications Cable
- + USB Bluetooth Adapter

PK5064-PRO+

- Everything in the PK5064-PRO, plus
- **Substitute Carrying Case for Weatherproof Carrying & Operating Case** ▼
- 2-Year Deluxe Warranty instead of 1-Year





Features

The PK5064 series of graphical power quality analysis systems has the essentials for comprehensive power quality studies, energy audits, load studies, harmonic analysis, and more, all with the efficiency and convenience of a color graphics display. Wide-range flexible current probes allow you to get into tight and confined spaces, wrap around large conductors, and measure almost any AC circuit you run into.

With the PK5064-PRO, power the analyzer with the voltage that is being monitored using the compact LDCm. Achieve communications redundancy with the additional options of a USB Communications Cable and Bluetooth Adapter for your computer.

With the PK5064-PRO+, use the compact and weather-resistant carrying/operating case to safely and securely monitor power in almost any situation. Benefit from an extra year of the PowerSight Deluxe Warranty, which includes an extra calibration, plus warranty coverage and software/firmware updates (for a total of 2 years).



Power Analysis

Hundreds of different measurement types

Measures & Logs: Voltage (V), Current (A), Power (KW), Apparent Power (KVA), True Power Factor (TPF), Displacement Power Factor (DPF), Unbalance, Frequency (Hz), Individual Harmonics, and THD. Positive/Negative/Net power logged separately.

6-10 hour battery life on a full charge

Measurement Ranges

RMS Volts: 0 - 1000V (up to 15kV with optimal medium voltage probes)
RMS Amps: 1 - 150A (low range), 10 - 6000A (high range)
Frequency: 22 - 200 Hz, 360-440 Hz fundamental (DC)
Harmonics: 1 - 50th Harmonic on Unit & PC

True Power Quality Analysis

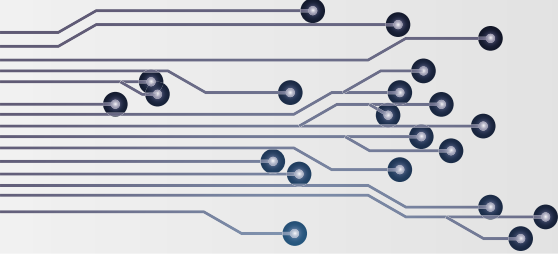
Swell/Dip Capture of Voltages & Currents
Inrush Current
High-Speed Transients

Common Applications

In-Depth Power Quality Analysis
Verifying ATS & Backup Power
Evaluating Motor Health

Cost & Efficiency Analysis
Medium Voltage Studies
Studies in 400Hz





Specifications

Size: 3.89" (9.86cm) W x 7.72" (19.61cm) L x 1.58" (4.01cm) D at the bottom; 2.14" (5.44cm) D at the top

Weight: 1.1 lbs (0.5 kg)

Operating Range: 32°-122°F (0°-50° C), Relative Humidity to 70% (non-condensing)

Power Requirement: 12V DC @ 500 mA; wall-mounted power supply included (specify 120V or 240V). Internal Li-ion battery operates 8-10 hours after 7-hour (max) charge.

Displays battery capacity on the meter

Basic Sampling Rate: 8 microseconds
2083 Samples per cycle at 60Hz

Voltage Measurement Ranges: 1 - 1000 Vrms
Steady State (direct input), 1 - 1000 Vdc
Accuracy: $\pm 0.1\%$

Current Measurement Range: 1 - 6,000 A (for PK5064 series systems with eFX6000 probes)
PS5000 Range: 2mA - 9MA depending on probes
Display Range: 1 mA - 6 mA (using input ratios)
Accuracy: $\pm 0.1\%$ of reading plus accuracy of probes

Fundamental Frequency Measurement:
Range: 22 - 200 Hz, 360 - 440 Hz, DC
Accuracy: $\pm 0.25\%$

Harmonics Measurement:
Range: 22 - 300 Hz (25th Harmonic @ 50/60Hz on meter, 50th Harmonic via PC)
Accuracy: $\pm 0.25\%$

Power Quality event Capture:
Swell (surge), Dip (sag), and Inrush Current:
Trigger on 1/2 cycle RMS
High-Speed Transients: Trigger absolute or relative, from 8 microseconds

Wireless Communications: Bluetooth standard (Wi-Fi optional)

Color Graphics Display: View waveforms, harmonics bar graphs, phasors, and more in full color on the meter

Power, Energy, Cost, Power Factor:
VA, VAR, True Power Factor (TPF), Displacement Power Factor (DPF), Phase Lag Angle, Energy kWh, Waveform Snapshot
Display Range: 1 W - 60 MW (using input ratios)
Accuracy: $\pm 0.5\%$ plus accuracy of current probe

Logging: Minimum, Maximum, Average, and Present values of V, A, W, etc.

Logging Period (resolution): 1 sec - 99 min

Logging Period (Length of Session): essentially unlimited, with SD card

Internal Data Retention: 8 years

Internal Memory Storage: Full redundancy with SD card (essentially unlimited storage)

Safety Ratings: CAT IV for 600 V, CAT III for 1,000 V

Other Features:

USB-COMM wired cable (PRO and PRO+)
SD Memory Card included in all systems
Redundant communications and storage
Log hundreds of unique measurement types
TestPlan Manager™: design project plans on PC
DataSetup Wizard™: configure meter's data collection methods
SureStart™: check connections prior to monitoring
ReportWriter Wizard™: create professional reports
Data exportable to Excel
Derive power off testing voltage with LDCm (PRO and PRO+)
Direct Connect to Medium Voltage with 5kV or 15kV probes
DC Current Measurement with DC600 or DC2000 probes

Start-to-Finish Solution




Develop Your Test Plan with TestPlan Manager™

Create a test plan and load it into your analyzers so they “know” the plan. Single click to retrieve, re-route, and re-name the data without error.

Configure the Analyzer with DataSetup Wizard™

with DataSetup Wizard™

Allow wizard to set the PS5000 up based on your needs or override the selections for custom operating modes.



Connect the Analyzer with SureStart™ Expert System

A patented AI system that warns you of possible connections errors prior to monitoring, with the push of a button.

Record & Collect Data

with Memory and Comms Redundancy

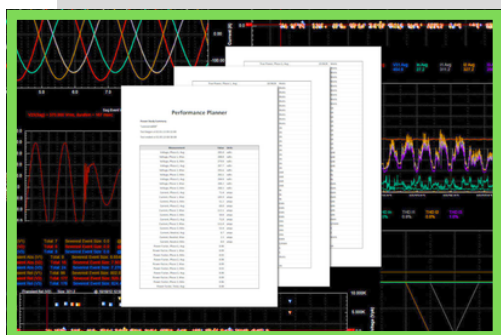
Failing is not an option when monitoring for extended periods. Redundant memory storage, communications, and control come standard in every PowerSight.

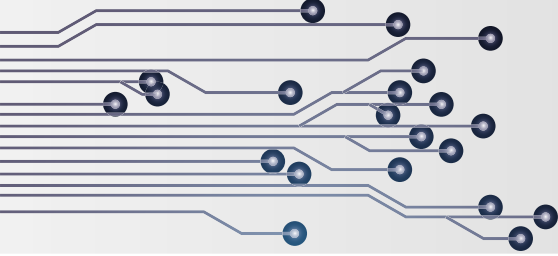


Create the Report

with ReportWriter Wizard™

Summarize data in a professional report with graphs and tables that turn raw data into meaningful visuals.

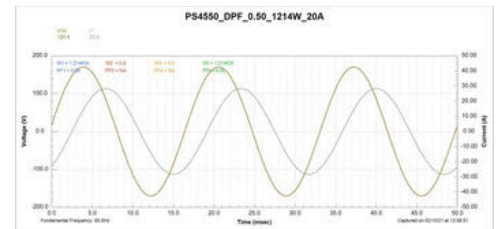
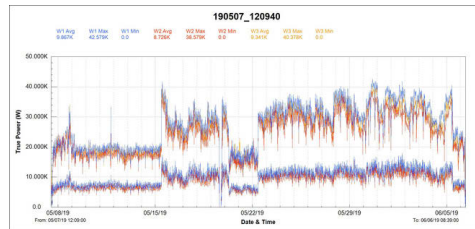
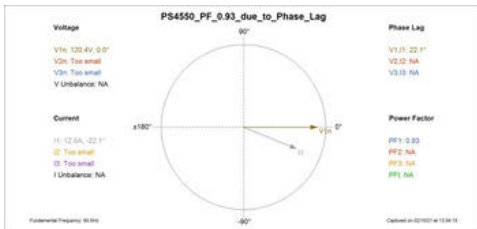
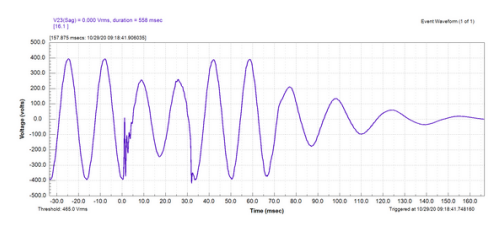
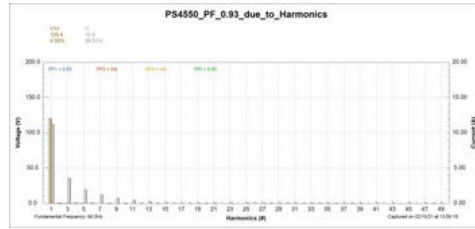
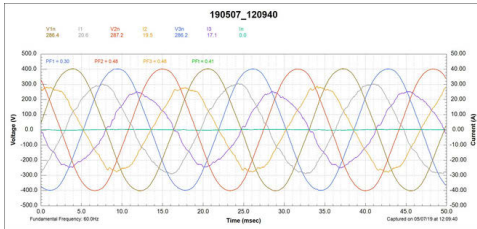




PSM-A Software

View Waveforms, Harmonics, Phasors, and More

Manipulate Your View - Add Custom Labels - Highlight Key Measurements - Invert Signals - Export & Share



Remote Control of the Analyzer

View real-time data & graphics

Operate the analyzer as if it was in your hand

Stay out of the arc flash boundary (and out of bulky PPE)

Stable Bluetooth connection



Create Convincing Reports with ReportWriter Wizard™

- **Summary Reports** summarize the results, with tables and graphs of all measurements of interest
- **Comparison Reports** compare two sets of data to present the difference in both hard numbers and percentages for excellent before/after analysis
- Advanced calculators determine projected and elapsed energy and cost, peak demand period, etc.



Designed to ensure success at every step