

GENERAL®

**COMBUSTIBLE
GAS LEAK
DETECTOR PEN**
USER'S MANUAL



PNG1

Test Equipment Depot - 800.517.8431 - 99 Washington Street Melrose, MA 02176

TestEquipmentDepot.com

*Please read this manual carefully and thoroughly
before using this product.*

KEY FEATURES

- Detects leaks of natural gas (methane), propane or butane from plumbing and appliances
- Sensitive, reliable and easy to use
- Fast response time
- Redundant visual and audible alarms
- Different alarms for leaks, sensor fault and low battery
- Automatically sets zero measurement baseline upon startup in fresh air
- CE and RoHS approved

SAFETY INSTRUCTION

NEVER use an open flame (from a cigarette lighter or candle, for example) to help search for gas leaks in dark areas.

WHAT'S IN THE PACKAGE

The PNG1 comes in a blister pack along with (2) “AA” Alkaline batteries and a wrist strap. A hard copy of this user’s manual is inside the fold-over blister card.

PRODUCT OVERVIEW

Fig. 1 shows the controls, indicators and physical features of the PNG1. Familiarize yourself with their locations before moving on to the Setup Instructions and Operating Instructions.

1. Sensor
2. Red high alarm LED
3. Yellow low alarm LED
4. Green power on LED
5. Power button
6. Wrist strap
7. Battery compartment cover




Fig. 1

SETUP INSTRUCTIONS


INSTALL BATTERIES

1. Open the PNG1's battery compartment by unscrewing the black cap at the base of the instrument (Fig. 1, Callout 7).

2. Insert the two supplied “AA” batteries into the compartment anode (+ side) first.
 3. Close the compartment by reinstalling and tightening the black cap.
-

OPERATING INSTRUCTIONS


Before turning on the detector, move to an area where the air is clear of all combustible gases, smoke, perfume, alcohol and volatile organic compounds (VOCs). If you activate the unit where any of these substances is present, the instrument will automatically calibrate to a non-zero gas concentration baseline. This will produce inaccurate (and potentially dangerous) readings and foster a false sense of security.

To activate the PNG1, press and hold the  button (Fig. 1, Callout 5) for at least 3 seconds. The instrument will immediately sound a brief, rapid sequence of five tones and begin a 15-second warmup period. During this period, the three front-panel LEDs will flash rapidly and repeatedly in order from bottom to top.

The warmup period ends when the detector sounds two loud descending tones. To signal that the instrument is ready to detect gas, the green LED flashes about once every 7 seconds, accompanied by two muted ascending tones.

The following table explains the meaning of all possible combinations of visual and audible indications.

Detected condition	Visual indication	Audible indication
Ready to sense gas	Green LED flashes every 2 seconds	Two ascending tones every 7 seconds
High gas concentration: above $(50\pm 10)\%$ LEL	Red and yellow LEDs on	Five ascending tones twice/second
Low gas concentration: between $(20\pm 5)\%$ LEL and $(50\pm 10)\%$ LEL	Yellow LED on	Two tones at same pitch twice/second
Low battery charge: $<2.7\text{VDC}$	None	Three descending tones every 30 to 75 seconds; interval depends on charge level
Sensor fault	Yellow LED on	One tone every 1.5 seconds

Change the batteries immediately upon hearing the audible indication for Low Battery Charge shown in the table. To avoid draining the batteries, press and hold the  button for at least three seconds to power off the PNG1 following each use.

SPECIFICATIONS

Gases Detected: Methane (CH₄) Propane (C₃H₈),
Butane (C₄H₁₀)

Detection Range: 0 to 100%LEL
(Lower Explosive Limit)

High Alarm Level: $>(50\pm 10)\%$ LEL

Low Alarm Level: Between $(20\pm 5)\%$ LEL
and $(50\pm 10)\%$ LEL

Response Time: < 5 seconds

High and Low Audible Alarm Levels: >65 dB

Sampling Technique: Natural diffusion

Operating Temperature:

-4° to 131° F (-20° to 55° C) @ $<95\%$ RH

Dimensions: 9.1 (L) x 1.2 (Dia.) in. (229 x 30mm)

Weight (including batteries): 5 oz. (142g)

Power Source: 2 "AA" batteries (included)

WARRANTY INFORMATION

General Tools & Instruments' (General's) PNG1 Combustible Gas Leak Detector Pen is warranted to the original purchaser to be free from defects in material and workmanship for a period of one year. Subject to certain restrictions, General will repair or

replace this instrument if, after examination, the company determines it to be defective in material or workmanship. The warranty period begins on the date of purchase. You are encouraged to register your product online. General will extend your warranty an additional 60 days if you register at www.generaltools.com/ProductRegistry.

This warranty does not apply to damages that General determines to be from an attempted repair by nonauthorized personnel or misuse, alterations, normal wear and tear, or accidental damage. The defective unit must be returned to General Tools & Instruments or to a General-authorized service center, freight prepaid and insured.

Acceptance of the exclusive repair and replacement remedies described herein is a condition of the contract for purchase of this product. In no event shall General be liable for any incidental, special, consequential or punitive damages, or for any cost, attorneys' fees, expenses, or losses alleged to be a consequence of damage due to failure of, or defect in any product including, but not limited to, any claims for loss of profits.

Register now at www.generaltools.com/ProductRegistry to receive a 60-day extension to your warranty.

RETURN FOR REPAIR POLICY

Every effort has been made to provide you with a reliable product of superior quality. However, in the event your instrument requires repair, please contact our Customer Service to obtain an RGA (Return Goods Authorization) number before forwarding the unit via prepaid freight to the attention of our Service Center at this address:

Remember to include a copy of your proof of purchase, your return address, and your phone number and/or e-mail address.



Specialty Tools & Instruments

**Test Equipment
Depot**



1-800-517-8431

99 Washington Street
Melrose, MA 02176
Phone 781-665-1400
Toll Free 1-800-517-8431



Visit us at www.TestEquipmentDepot.com

©2014 GENERAL TOOLS & INSTRUMENTS

NOTICE - WE ARE NOT RESPONSIBLE FOR TYPOGRAPHICAL ERRORS.

MAN# PNG1

10/21/14



General Tools & Instruments



GeneralToolsNYC