

User's Guide to the PROLITE-17



Mini Optical Power Meter



v1.0

0 DG0179 (30-09-2014)

Test Equipment Depot - 800.517.8431 - 99 Washington Street Melrose, MA 02176 - TestEquipmentDepot.com



PROLITE-17



PROLITE-17

Description

PROLITE-17 Pen type optical power meter has compact structure and stable performance, ensure high measuring precision of 850 nm, 1300 nm, 1310 nm, 1490 nm, 1550 nm and 1625 nm wavelengths. Use together with GS series optical source could accurately measure the loss of fiber, cable and other passive optical device.

Features

- InGaAs sensor head.
- 2.5 mm universal interface(support FC/SC/ST connectors).
- Low power consumption, continuously work more than 80 hours.
- Linear optical power and logarithmic power display.
- Power remains indication. Relative value measurement function.
- Compact and portable design.

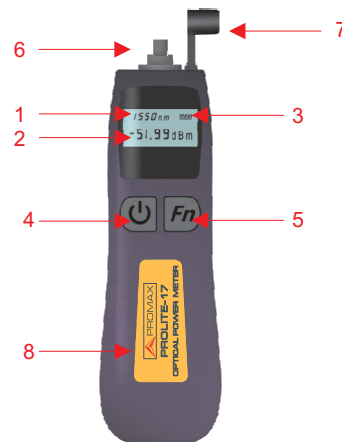
Specifications




| | |
|----------------------------|--|
| Type | PROLITE-17 |
| Display Range | +10 ~ -70 dBm @1550 nm |
| Resolution(dB) | 0.01 |
| Calibrated Wavelength (nm) | 850/1300/1310/1550/1490/1625 |
| Sensor Type | InGaAs |
| Accuracy① | 0.35 dB ±1 nW |
| Working Wavelength (nm) | 800 ~ 1700 |
| Continuous Working Hours② | About 80 hours(stand-by time: About 1600 hours) |
| Power Source | Operates with two AAA batteries |
| Working Temp | -0 ~ +40 °C; <90% RH |
| Storage Temp | -20 ~ +70 °C; <90 % RH |
| Accessory | 2 pieces of AAA batteries, Quick guide, Packing box, Carrying case |
| Dimension | L120 mm * W33 mm * H30 mm / About 70 g |

Note:

- ① With 1550 nm mode, under 23 °C ± 3 °C test condition.
- ② New battery, under 23 °C ± 3 °C test condition.

Control Panel



| Num. | Icon | Description |
|------|---|--|
| 1 | 850/1300/1310/ 1490/1550/1625 nm | Display current wave length. |
| 2 | -51.99 dBm | Display current power value. |
| 3 |  | Indicate remaining capacity of batteries. |
| 4 |  | Power Switch: long press (2 s) to turn on/off the power. short press (1.5 s) to turn on/off backlight. |
| 5 |  | Fn button: short press (1.5 s) to switch between wavelengths. long pres (2 s) to set reference value. |
| 6 | Interface | 2.5 mm standard interface. |
| 7 | Dust Cap | Resist dust for interface. |
| 8 | Battery Compartments | Install with 2* AAA batteries. |