



PT200W Wireless Pressure, Temperature Gauge

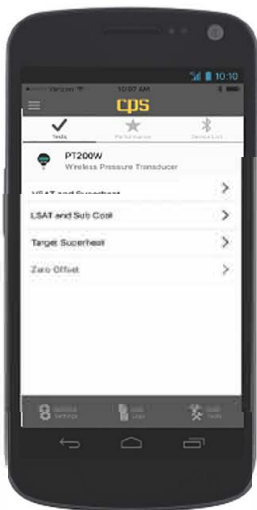
The PT200W is a compact, portable instrument for accurately measuring and calculating HVAC/R data such as pressure, SuperHeat, SubCool, and temperature differential (tH-tL) that are critical to properly servicing HVAC/R equipment. Use the PT200W as a stand-alone gauge or pair with a mobile device to set up, store or e-mail client and job lists, jobsite data, invoices and other convenient, time saving features.

FEATURES:

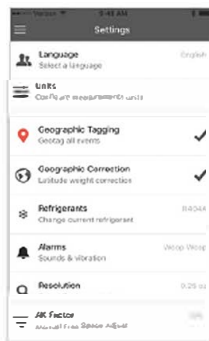
- High & low temperature probe connections
- Take measurements directly from system access ports
- Large, 5 digit LCD display with low battery indicator
- Compatible with all refrigerant gases (including ammonia)
- Includes thermistor sensor (clamp, with 6 ft. lead), stainless steel T connector, hanger hook, double wall cloth storage case, and quick start guide - all packed in a clear clamshell
- Designed and manufactured in the USA with US and foreign components

GREATER FUNCTIONALITY WHEN USED WITH CPS LINK™ APP:

- Client Lists - Enter and retain client information
- Job Checklist - Create and retain job reminders
- Job Tracker - Create and retain record of services performed
- Geolocation - Record where (global coordinates) and when (time stamp) jobs were performed
- Monitor readings remotely without refrigerant loss caused by manifolds and long hoses
- Share/Send Data - Conveniently e mail data to client, home office, others.
- Selectable Language - Choose from English or Spanish
- P/T tables for 105 refrigerants, and ability to add/delete
- Data Log - Pressure, temperature (tH, tL)
- Cloud backup of data



Test Screen



Settings Screen



Tools Screen



Connect with us on social media



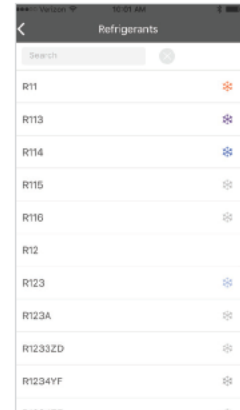
PT200W Wireless Pressure, Temperature Gauge

SPECIFICATIONS (GAUGE ONLY)

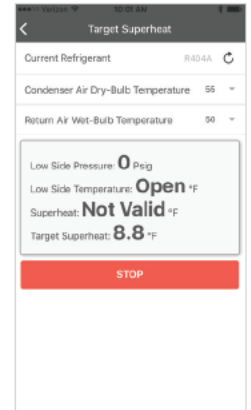
Pressure Reading Accuracy	1% of reading \pm 0.1PSIG (0.01 bar)	
Operating Pressure Range	-14.5 PSIG to 750 PSIG	
Selectable Pressure Units (Gauge & Wireless Device)	PSIG, bar, kPa, kgCm ² , MPa	
Pressure Reading Resolution	0.1 PSIG (0.01 bar)	
Maximum Pressure	750 PSIG MWP, 3000 PSIG Burst	
Temperature Reading Accuracy	\pm 0.36 °F (\pm 0.2 °C)	
SH, SC And Saturation Temperature Accuracy	\pm 0.5 °F (\pm 0.3 °C)	
Operating Temperature Range	23 °F to 149 °F (-5 °C to 65 °C)	
Storage Temperature Range	-40 °F to 185 °F (-40 °C to 85 °C)	
tH & tL Thermistor Temperature Range	-40 °F to 302 °F (-40 °C to 150 °C)	
Operating & Storage Humidity	0 to 95%, Non-condensing	
Display Type (Gauge)	LCD, 5 Digit	
Display Auto-Off	10 minutes = default if no key pressed, no wireless connection, gauge not logging data	
Battery Type	One 9V Alkaline Battery (ANSI 1604AC – IEC 6LR61), included	
Battery Life	Up to 40 hours continuous use	
Battery Level Indicator	Battery symbol with 3 segments	
Gauge Weight	5.5 oz (156 g)	
Gauge T Adapter (Stainless Steel, Included)	1/4" SAE Male to 1/4" SAE Male to 1/4" SAE Female	
Mechanical Connection (Stainless Steel)	Standard 1/4" Female SAE refrigerant hose with core depressor	
Dimensions (Dia. X Depth X Height)	2.7" x 1.6" x 5" H (68 mm x 40 mm x 124 mm)	
Refrigerant Gas Compatibility	All (Including Ammonia)	
Approvals	FCC, CE, ICES	
Warranty	1 Year	

SPECIFICATIONS (GAUGE USED WITH CPS LINK™ APP & MOBILE DEVICE)

Gauge To Wireless Device Connection	Patented Wireless CPS Link™ Technology (US Patent No. 9,043,161)
Wireless Range	Power: High = up to 250 ft. (76 m); Normal = Up to 175 ft. (53 m); Low = Up to 100 ft. (30 m)
Auto-Off	10 minutes = default if no key pressed, no wireless connection, gauge not logging data
Battery Indicator	Green => 40%; Yellow => >15%; Red =< 15%
Frequency Range	2.4 Ghz, ISM Band (Worldwide)
Selectable Languages	English, Espanol
Create Client List	Enter and retain client information (name, address, phone, email, etc.)
Job Tracker	Create and retain record of services performed (system tests, maintenance, new installation, etc.)
Job Checklist	Create and retain checklists (task reminders) for reference on current or future jobs
Log Data	Record test data (real time graphs) for pressure, tH and tL
Geolocation	Record (global) geographic co-ordinates and "time stamp" when / where job was performed
Create Invoice	Create and retain job invoices (with job data)
Share Data (E-Mail)	Conveniently store or send all data /job (files) to clients, home office, etc.



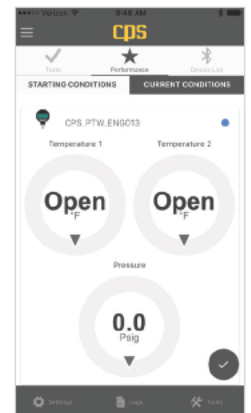
RefrigerantsScreen



Target Superheat Screen



Starting Conditions Screen



Current Conditions Screen

CPS LINK™ APP DOWNLOAD



Version 4.3 or higher