

Wave Rambler

Pen-type PC Oscilloscope

- + 25MHz bandwidth
- + 100MS/s sample rate
- + 5K record length
- + human engineering design
- + multi- action mode via creative trackball
- + multi- trigger option : edge, slope, and pulse
- + 5mV micro signal supported
- + USB bus powering, and optional USB isolation function
- + easy portability, pocket accommodated





The full DSO in your pocket

Pen-type design with easy portability, the ideal solution for on-site measurement.

Designed to be easily- disassembled

Special metal material made probe- tip assures durable lifetime.

Ergonomic comfortability

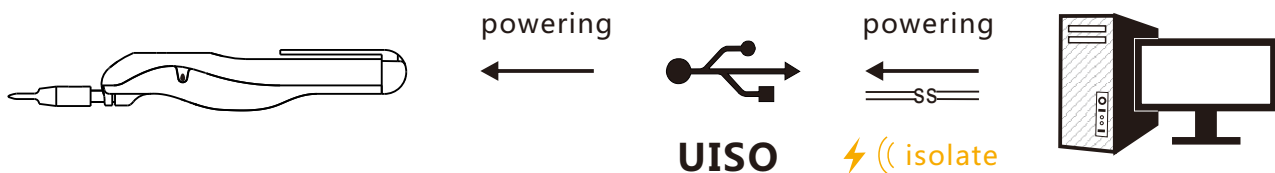
Less touch-pressure from U-shape curved surface, long-time operation also could be one kind enjoyment.



| | |
|--|--|
| | <p>The running/ stopping of Wave Rambler, is under the control of trackball.</p> |
| | <p>The zero voltage position, horizontal trigger position, and voltage base / time base could be adjusted by rolling the trackball, which makes the device-operation more comfortable, and convenient.</p> |
| | <p>The waterdrop-shape button brings you into 4 control options - the setting of trackball function, single trigger, force trigger, and autaset.</p> |

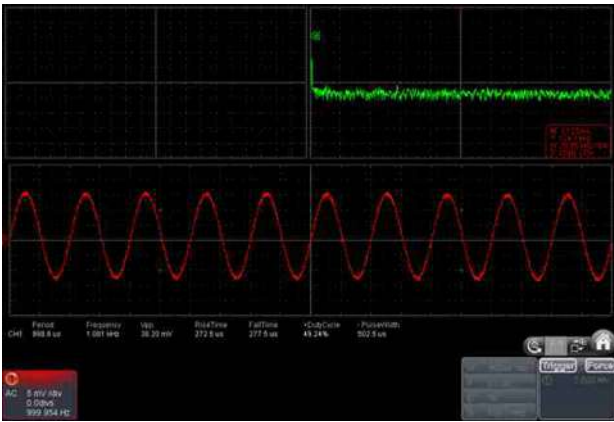
UIISO function

Creative USB isolation function fulfills direct device- powering via USB port, and supports floating measurement (isolation voltage upto 1000V), making the operation more user-friendly, assuring safer T&M environment, and decreasing the interference to micro signal- measuring to the minimum.

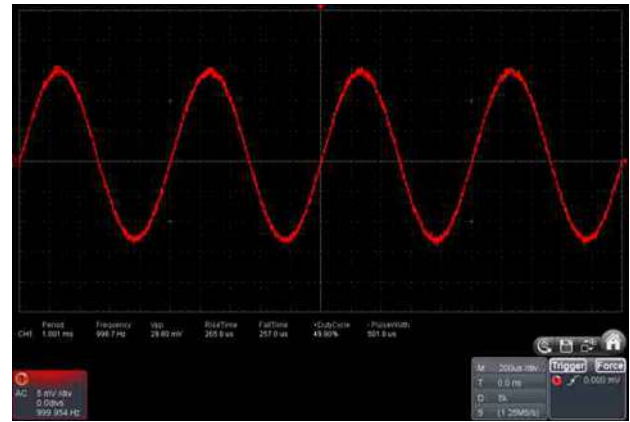


Quality DSO for you

waveform recording/ replaying, FFT, and multi-trigger option available



FFT mode with waveform display



5mV micro signal supported

Performance Specifications

| Model | RDS1021 | RDS1021I |
|---|---|-----------------------------------|
| Bandwidth | 25MHz | |
| Sample Rate | 100MS/s | |
| Horizontal Scale (s/div) | 5ns/div - 100s/div, step by 1 - 2 - 5 | |
| Rise Time | ≤14ns | |
| Record Length | 5K | |
| Input Coupling | DC, AC, and GND | |
| Input Impedance | 10MΩ±2%(X10), 1MΩ±2%(X1) | |
| Input Capacitance | 20pF±5pF | |
| Max Input Voltage | 50V (PK - PK) (DC + AC, PK - PK) | 400V (PK - PK) (DC + AC, PK - PK) |
| DC Gain Accuracy | ±3% | |
| DC Accuracy (average) | average≥16 : ±(3% reading + 0.05 div) for ΔV | |
| Analog Bandwidth | 25MHz | |
| Probe Attenuation Factor | 1X, 10X | |
| LF Respond (AC,-3dB) | ≥10Hz | |
| Interpolation | sin(x)/x | |
| Displacement | ±10div | |
| Interval (ΔT) Accuracy (full bandwidth) | Single : ±(1 interval time + 100ppm × reading + 0.6ns), Average>16 : ±(1 interval time + 100ppm × reading + 0.4ns) | |
| Vertical Resolution (A/D) | 8 bits | |
| Vertical Sensitivity | 5mV/div - 5V/div | |

Performance Specifications

| Model | RDS1021 | RDS1021I |
|--------------------------|---|----------|
| Trigger Type | Edge, Pulse, Slope | |
| Trigger Mode | Auto, Normal, Single | |
| Trigger Level | ±5 divisions from screen center | |
| Acquisition Mode | Sample, Peak Detect and Average | |
| Cursor Measurement | ΔV and ΔT between cursors | |
| Automatic Measurement | Vpp, Vavg, Vrms, Freq, Period, Vmax, Vmin, Vtop, Vbase, Overshoot, Preshoot, Rise Time, Fall Time, +Width, -Width, +Duty, -Duty | |
| Waveform Math | FFT | |
| Communication Interface | USB2.0 | |
| Dimension (W×H×D) | 150 × 20 × 18 (mm) | |
| Weight (without package) | 0.27 kg | |

Specifications subject to change without prior notice.



The accessories subject to final delivery.



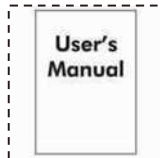
Grounding
Clamp



Protection
Cover



USB Cable



Manual



CD Rom

LILLIPUT®

