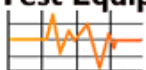




**Test Equipment
Depot**



1-800-517-8431

5 Commonwealth Ave
Woburn, MA 01801
Phone 781-665-1400 Toll
Free 1-800-517-8431

DATA SHEET

Si-83

Tank Pump

Sauermann® part #: SI83UL03UN12 - SI83UL03UN23

The Tank Pump Re-Invented

Sauermann engineers have redesigned the tank pump from the inside-out, making the Si-83 more durable, compact, and powerful than any other tank pump in its class, all while redefining just how easy a tank pump installation and maintenance can be in the field. The Si-83 even comes with a customized Smartphone App that makes installation both simple and intuitive.

The Si-83 is constructed from rugged materials and components for exceptional durability and reliability. And its unmatched versatility means that the Si-83 tank pump from Sauermann is equally proficient for air conditioning and refrigeration applications as it is for heating applications.

Benefits



Very High Performances

- 145 gph/h (550 l/h) flow rate
- Shut-off head: 22' (6.7 m)
- ½ gallon (2 l) tank capacity



Quicker & Easier Installation

- Designed for intuitive installation
- Can be floor-mounted, wall-mounted, or ceiling suspended
- 6 inlet options for unmatched versatility Ø1 3/16" (20.6 mm): 4 on top, & 1 on either side for low condensate entry
- Simple rod mounting system makes leveling easy
- Low profile: H 5" 1/16 (129 mm)
- Leveling & installation instructions in the Si-83 Mobile App (available for both iOS and Android devices)



Quicker & Easier Maintenance

- No need to remove the pump from installation to clean
- Removable check valve
- Replacement for the Si-1801 and Si-1805
- Maintenance calendar in the Smartphone App (available for both iOS and Android devices)



Exceptional Durability and Reliability

- NEW float design
- Stainless steel motor shaft
- Tolerates both high-temperature and acidic condensates (pH >2.5) produced by gas-condensing boilers

Kit content

Includes a rubber adaptor & a built-in safety switch

- Centrifugal pump with ½ gallon (2 l) tank
- Integrated barb end check valve, Ø ext. 3/8" (10 mm)
- 6' (1.8 m) power cord
- Built-in safety switch, 3' (1 m) wires, bare ends
- Roll of tubing 20' (6 m), int. Ø 3/8"
- Adaptor int. Ø 5/8" - 3/4" - 1" - 1 1/4" - 1 1/2" (15/17 mm - 20 mm - 24/25 mm - 32 mm - 40 mm)
- 2 screws, 2 plugs





Technical specifications

High lift: 22' (shut-off head)	
Max. flow rate (gph/h)	145 gph (550 l/h)
Tank capacity	½ gallon (2 l)
Mains supply	SI83UL03UN12: 120 V~ 60 Hz - 84 W - 1.7 A SI83UL03UN23: 230 V~ 60 Hz - 126 W - 1.55 A
Max. discharge head	21' (flow rate: 15 gph), 6.4 m (57 l/h)
Shut-off head (flow rate 0)	22' (6.7 m)
Sound level in application at 1m	≤ 45 dBA (Measured in Sauermann acoustic lab, pump operating with water)
Max. condensate temperature	131°F (55°C), 176°F (80°C) short peaks 10 minutes
Max. condensate acidity	pH > 2.5 (Gas condensing boilers)
Pump Weight (with packaging)	5.3 lbs (2.4 kg)
Box dimensions	L 12" 3/8 x W 5" 15/16 x H 8" 15/16 (L 315 mm x W 151 mm x H 227 mm)
Masterpack	4 pieces: L 13" 1/16 x W 12" 5/8 x H 18" 7/8 (L 332 mm x W 321 mm x H 480 mm)
Pallet Quantity	72 pieces (EUR size)
Safety switch	NC, 5 A - 42 V peak
Thermal protection (overheating)	Yes: 248°F (120°C) (auto reset)
Operating conditions	7% non continuous
Class	I
IP index	IP44
Safety standard	UL certified by Intertek CSA certified
RoHS directive	Compliant
WEEE directive	Compliant

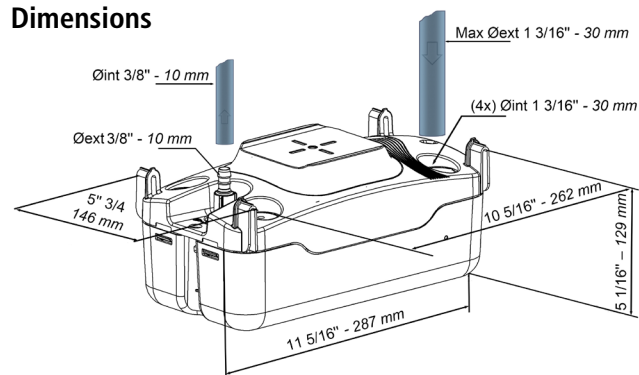
Applications

- Gas-condensing boilers
- High-efficiency gas furnaces
- Refrigeration cabinets
- Floor standing air conditioning units
- Multi split cassette units
- Ducted units
- Evaporators

Accessories

Name	#Part
 Clear PVC tubing Ø int. 3/8" (10 mm), 82' (25 m) roll	ACC00911
 Non-Return Check valve for Ø ext. 3/8" (10 mm) tubes	ACC00925
 3 size multi adaptor to be used for Ø 5/8" - 3/4" - 1" - 1 1/4" - 1 1/2" (15/17 - 20 - 24/25 - 32 - 40 mm) tubes	ACC00939
 pH Safe 1 Neutralization Cartridge	PH0100SIUN23

Dimensions



Actual flow rates (gph)

High lift (22' shut-off head) 120 V

Discharge head	Total tube length using Ø int. 3/8" (10 mm)			
	16 ft	30 ft	60 ft	100 ft
3 ft	108	94	68	56
7 ft	91	90	59	55
10 ft	91	85	62	49
13 ft	88	81	54	42
16 ft	66	55	40	30
20 ft	35	31	25	16

High lift (22' shut-off head) 230 V

Discharge head	Total tube length using Ø int. 3/8" (10 mm)			
	16 ft	30 ft	60 ft	100 ft
3 ft	124	112	81	68
7 ft	129	112	77	64
10 ft	116	102	67	60
13 ft	89	83	58	53
16 ft	67	59	41	50
20 ft	52	36	27	24

