

# INX 760 Probe Microscope

## Automated single and multifiber connector inspection and analysis

### Elevating Fiber Inspection: Faster, Simpler, Stronger, Smarter

The INX™ 760 is the ultimate tool for field technicians, offering unparalleled efficiency in ensuring pristine fiber connections. As the culmination of over 25 years of pioneering innovation and expertise, it stands as the apex of next-generation fiber end face inspection and analysis.

While fiber inspection has become a standard practice for many field technicians, contamination still continues to be the #1 cause of optical network problems. With new connector types emerging, greater connector volumes used in the field, and an increase in new fiber technicians, the industry has reached an inflection point, causing the need for a new inspection solution – the INX 760.



INX 760 Probe Microscope

### Key Benefits

- **Faster** – Get results faster with true automated operation in seconds
- **Simpler** – Simplify fiber inspection with easy automated inspection of multi-fiber, single-fiber, and duplex connectors
- **Stronger** – Ensure performance you can depend on with a strong and durable microscope that delivers excellence in the field
- **Smarter** – Achieve inspection excellence with trusted results

### Features

- True Automated Inspection delivers the industry's fastest workflow for user applications that automates every step of the inspection process
- AutoID Inspection Tips eliminate mistakes of error-prone manual or RFID configuration when changing tips
- PanOptic Imaging Engine ensures edge-to-edge field-of-view without compromising magnification and resolution quality
- VIAVI TPA Enabled, ensuring alignment, efficiency, and accuracy at every stage of a job with Test Process Automation

### Applications

- Datacenters
- Central offices
- Head ends
- Enterprises
- Aerospace

## Elevating Fiber Inspection

With remarkable speed, simplicity, and precision, the INX 760 effortlessly addresses the diverse connector types and applications prevalent in today's evolving fiber optic networks to Inspect Before You Connect and ensure fiber network excellence with unmatched ease for any connector, in any environment, every time.



### FASTER

Get results faster with true automated operation in seconds

With a complete process taking under 10 seconds for a 12x1 multifiber connector, 6 seconds for duplex connectors, and 5 seconds for simplex connector, the INX 760 equips field technicians to ensure clean fiber connectors in record time, every time.

**Flawless Fiber Connections ... Fast**



### SIMPLER

Simplify fiber inspection with automated configuration, operation and job management.

As multifiber connector adoption grows, technician workflows increasingly require inspecting a mix of multifiber, VSFF duplex, and simplex connectors.

The INX 760 microscope is the all-in-one microscope for all connector categories. Inspecting a multifiber or duplex connector is as easy as inspecting a simplex connector.

**Effortless Inspection ... Any connector**



### STRONGER

Ensure performance in any environment with a microscope that delivers excellence in the field.

The INX 760 microscope is a field tool. The rugged stainless-steel tips thread securely onto a steel chassis that protects the optical system during field use. A textured, ergonomically shaped handle provides a secure grip, with and without gloves. An energy absorbing overmold protects the microscope from damage due to handling in harsh field conditions.

**Performance You Can Depend On ... Everywhere**



### SMARTER

Achieve inspection excellence with trusted results for any connector.

The INX 760 microscope produces automated analysis results that are accurate and repeatable. Accuracy ensures that even the smallest defects are detected and used to assess the condition of the connector end face, minimizing the occurrence of false passes and dirty fibers being placed into service. Repeatability, obtaining the same result test after test, provides confidence in the inspection test results.

**Results You Can Trust ... Always**

## Achieve Faster Workflow with True Automated Operation

The INX 760 automates every step of the inspection process to deliver fast, reliable, and repeatable results without any hassles. With the ability to support simplex, duplex, and multi-fiber connector types, users simply attach the appropriate tip and inspect. The INX 760 microscope automates setup, image focus, camera panning, image analysis, and results storage; which can occur both on the device or to the VIAVI TPA ecosystem.



### Fully Automated with INX 760

SETUP → IMAGE FOCUS → IMAGE PANNING → ANALYSIS → RESULTS STORAGE

With complete cycle times under 5 seconds for simplex and 10 seconds for MPO 12x1 multi-fiber connectors combined with the industry’s fastest tip changing process, the fully automated capability of the INX 760 equips technicians with the industry’s fastest workflow in fiber connector inspection.

## AutoID Inspection Tips Ensure Hassle-Free Simplicity

INX 760 utilizes the new FPT series of inspection tips. Designed for use in any field environment, each rugged stainless-steel tip is equipped with AutoID technology that auto-configures the INX 760 for the type of connector under test without any additional steps or mistakes that occur with manual or RFID configuration methods.

- Easily switch between any connector type
- Automatically configures the optical setting parameters
- Automatically recalls the last Analysis Profile for the attached tip
- No additional optical attachments required
- Rugged stainless steel design
- Fast-threading coupling collar
- Visual feedback upon connection



Easy attachment to the INX 760



Tips for simplex, duplex, and multi-fiber connectors



Each tip equipped with AutoID technology


### See What Other Microscopes Can't

The INX 760 features our revolutionary PanOptic Imaging Engine, which ensures an edge-to-edge field-of-view without compromising magnification and resolution quality. By using the same optical chain throughout the entire process, the INX 760 delivers optimized performance across the board in image quality, analysis reliability, and overall speed.

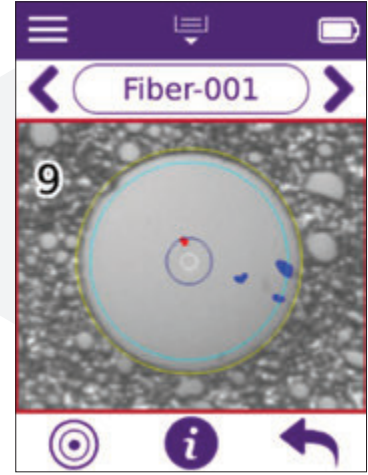
The PanOptic Imaging Engine revolutionizes multi-fiber connector inspection by providing both wide Field-of-View images with full visibility of the alignment pins and guide holes at the edge and thorough details of each individual fiber in the array; all in under 8 seconds.



Inspect Multi-fiber Connectors



Wide FOV of an MPO end face




Detailed view of fiber 9 in the multi-fiber array with overlay of zones and defects shown

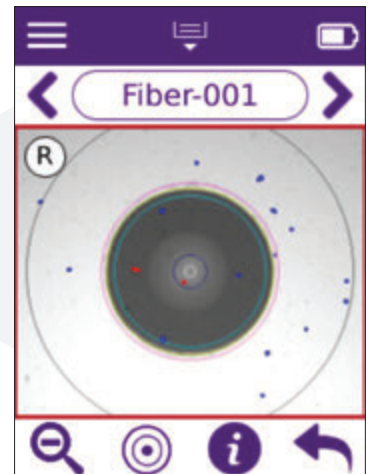
Duplex fiber connectors can be inspected in a single test, delivering a side-by-side view and analysis of both connectors in under 5 seconds.



Inspect Duplex Connectors



Side-by-side view of both fibers in a duplex connector



Detailed view of the right fiber of the Duplex pair with overlay of zones and defects shown

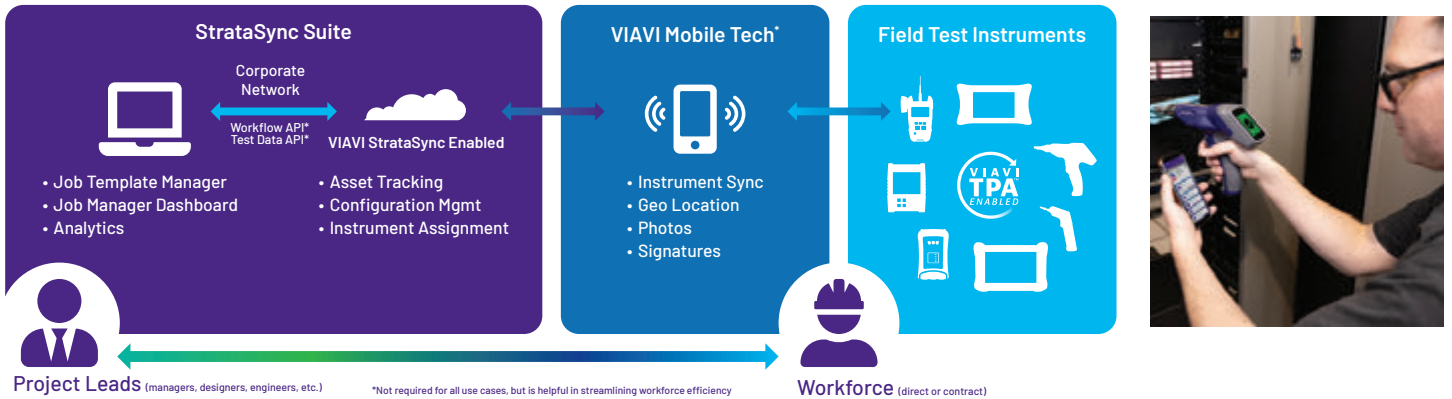
## Key Features



## Stay Connected with VIAVI TPA

INX 760 connects with the VIAVI TPA ecosystem to streamline field workflows, boost productivity, and increase visibility. This systematic, closed-loop workflow solution connects teams with their VIAVI test instruments to ensure repeatability, efficiency, and accuracy at every stage of a job.

## VIAVI TPA™ Ecosystem Overview



## Specifications

Parameters	Specification
Field of view	Multifiber: 6400 x 1425 $\mu\text{m}$
	Simplex: 1000 x 1425 $\mu\text{m}$
View modes	Live, Inspected
Magnification modes	Low, High (auto center)
Focus	Auto (on insert, triggered), Manual (simplex, duplex)
Panning	Auto (duplex, multifiber), Manual (multifiber)
Image analysis	Auto: IEC 61300-3-35 edition 2, IEC 61300-3-35 edition 3
Test results	Save: triggered, auto if pass, auto always
	Simplex: $\leq 10,000$ , Duplex: $\leq 5,000$ , MPO 12x1: $\leq 1,500$ saved
	Or proportional combination of the above
Auto focus + pan + analysis	Simplex: $\leq 4$ s, Duplex: $\leq 5$ s, MPO 12x1: $\leq 8$ s
Auto save	Simplex: $\leq 1$ s, Duplex: $\leq 1$ s, MPO 12x1: $\leq 2$ s
Hard buttons	Power, trigger, wheel
Display	320 x 240-pixel (2.4 in) color backlit touch screen
Status indicators	LED ring, power/battery charging LED, speaker
Power supply	5V/2.1A USB AC adapter
Battery	Li-ion (field serviceable)
Operating time	> 4 hr (1 MPO 12x1 test + save/min)
Wired connectivity	USB-C port with optional locking mount
Wireless connectivity (INX 760)	Bluetooth® 5.2 BLE, WiFi 802.11b/g/n
Mounting point	¼ inch diameter, 20 threads per inch (1/4-20) socket
Operation temperature	0 to 40°C (32 to 104°F)
Operation humidity	0 to 90% non-condensing
Storage temperature	-20 to 60°C (-4 to 140°F)
Dimensions (L x H x W)	253 x 191 x 60 mm (9.9 x 7.5 x 2.4 in) without a tip
	275 x 191 x 60 mm (10.8 x 7.5 x 2.4 in) with an LC tip
Weight	0.665 kg (1.5 lb) without a tip
Inspection tips	Simplex, Duplex, Multifiber (rows $\leq 2$ , fibers/row $\leq 16$ )
	Integrated AutoID technology
	Stainless steel with threaded mounting nut and tether point
VIAVI TPA compatibility	VIAVI Mobile Tech 5.2 or later (wireless connectivity required), StrataSync 16.1 or later
PC reporting software	ReportPRO™

## Ordering Information

### Models

Part Number	Description
INX-760	Probe microscope, automated simplex, duplex and multifiber connector inspection and analysis, Bluetooth-initiated WiFi wireless connectivity, USB-C wired connectivity, USB-C charging
INX-750	Probe microscope, automated simplex, duplex and multifiber connector inspection and analysis, USB-C wired connectivity (no option to add wireless connectivity), USB-C charging

### Kits

Part Number	Description
INX-760-KIT1	INX 760 Microscope: Automated Simplex Duplex Multifiber Inspection, BT WiFi Connectivity
	Tips: Bulkhead tips for MPO/PC, MPO/APC
	Mating adapters: MPO
	Accessories: Tip cover, tip storage case, USB charging adapter and cable, carrying case
INX-760-KIT2	INX 760 Microscope: Automated Simplex Duplex Multifiber Inspection, BT WiFi Connectivity
	Tips: Bulkhead tips for MPO/PC, MPO/APC, LC/PC, LC/APC, SC/PC, SC/APC
	Mating adapters: MPO, LC duplex, SC duplex
	Accessories: Tip cover, tip storage case, USB charging adapter and cable, carrying case
NX-750-HYP-KIT1	INX 750 Microscope: Automated Simplex Duplex Multifiber Inspection
	Tips: Bulkhead tips for MPO/PC, MPO/APC, LC/PC, LC/PC Duplex
	Mating adapters: MPO, LC duplex
	Accessories: Tip cover, tip storage case, USB charging adapter and cable, carrying case

### Tips

Refer to the selection guide for Fiber Inspection Tips And Adapters

### Accessories

Part Number	Description
FPT-MPO-COUPLER	MPO Bulkhead Mating Adapter for INX
ZP-HW-00457	SC Duplex Bulkhead Mating Adapter
ZP-HW-00458	LC Duplex Bulkhead Mating Adapter
FPP-INX7-HOLSTER	Holster
FPP-INX7-TIPC	Tip Cover
FPP-INX-TCASE1	Tip Case
FPP-INX7-BATTERY	Rechargeable Battery
FCPP-PS1	USB Output AC Input Charger with US EU UK AU Adapters
FBPP-DPAC9	Type C USB Male to Type A USB Male Cable
FCLP-LAN-10	Tip Lanyard 10 cm

## VIAVI Care Support Plans

### Increase your productivity for up to 5 years with optional VIAVI Care Support Plans:

- Maximize your time with on-demand training, priority technical application support and rapid service.
- Maintain your equipment for peak performance at a low, predictable cost.

Plan availability depends on product and region. Not all plans are available for each product or in every region. To find out which VIAVI Care Support Plan options are available for this product in your region, contact your local representative

### Features

\*5-year plans only

Plan	Objective	Technical Assistance	Factory Repair	Priority Service	Self-paced Training	5 Year Battery and Bag Coverage	Factory Calibration	Accessory Coverage	Express Loaner
 BronzeCare	Technician Efficiency	Premium	✓	✓	✓				
 SilverCare	Maintenance & Measurement Accuracy	Premium	✓	✓	✓	✓*	✓		
 MaxCare	High Availability	Premium	✓	✓	✓	✓*	✓	✓	✓



© 2025 VIAVI Solutions Inc.

Product specifications and descriptions in this document are subject to change without notice.

inx760-ds-fit-nse-ae  
30194039 903 0125