

EVO Cam ICON

High definition
digital microscope



QUALITY

FOCUSED



POWERFUL – FLEXIBLE – INTUITIVE

Vision Engineering's EVO Cam ICON digital microscope offers outstanding value as a versatile, easy-to-use imaging solution that delivers uncompromising optical performance.

Powerful

EVO Cam ICON enhances your inspection accuracy and efficiency with striking clarity and detail. The high-quality camera, sensor, bespoke objective lenses, and advanced software features work together to deliver stunning image quality.

With a 30:1 optical zoom range and up to 725x magnification, you can easily detect those anomalies. The digital zoom extends this to further, while full HD video, manual and automatic focusing ensure ultra-sharp images every time.

The powerful processing capabilities allow for rapid image capture and analysis, making your inspection processes faster and more efficient.

Flexible

EVO Cam ICON offers exceptional flexibility, making it a compelling solution in a variety of environments.

Configure 10 pre-sets for quicker transitions between tasks or operators. Integrate additional units effortlessly by sharing settings. Customise with a comprehensive range of stands, objectives and other accessories to suit your workspace and application.

It is easy to adapt EVO Cam ICON to meet your evolving inspection needs, quality requirements and industry standards.

Intuitive

With its clean design and interface, you will find operating EVO Cam ICON straightforward, efficient, and seamless to integrate into your workflow.

Out of the box, you can set EVO Cam ICON up in minutes. Then simply turn the camera on to begin viewing and capturing full HD images. The intuitive on-screen controls and multiple language options mean that you are quickly proficient with minimal training.

30x
zoom

Large zoom range



Outstanding image quality



WiFi image transfer



Import, export settings



On-board measurement


10
presets

Quick access settings



EVOCAM ICON





Electronics

In electronics manufacturing, EVO Cam ICON lets you view connections and solder joints at high magnification with exceptional clarity. This improves both rework and inspection accuracy and speed.



Medical devices

Medical device manufacturing is a heavily regulated industry. Choosing EVO Cam ICON as your digital microscope solution gives you outstanding clarity to identify subtle anomalies as well as to capture high definition images for traceability and compliance reporting.




Precision Engineering

When you are designing, manufacturing and maintaining machinery and components with tight tolerances and high accuracy, EVO Cam ICON delivers exceptional image quality to enable you to easily quality check and measure your parts meet required specifications.




With powerful imaging capabilities, application flexibility, and an intuitive interface, EVO Cam ICON is an indispensable tool for enhancing accuracy and efficiency.

High quality images: A 30:1 optical zoom range, delivering optical magnification up to 725x, lets you see the detail you need to really understand the subject.



Large field of view: View more of your subject with ease with up to 660 mm viewing area.


Long working distance: There is ample space for tool manipulation if you have repair or rework tasks to complete under magnification.



Easy image capture: Capture high resolution images at the touch of a button either direct to a USB memory stick, via wireless or direct to a PC.

Consistency: Consistent quality inspections across multiple units, multiple users and multiple sites, with 10 customisable presets that are easy to share.

On-board measurement: Deliver fast and reliable measurements across different points of your subject, critical for safety and performance.



Customise: A wide range of stands, lenses and accessories to ensure your EVO Cam ICON set-up to suits your workflow, now and into the future.



TECHNICAL INFORMATION

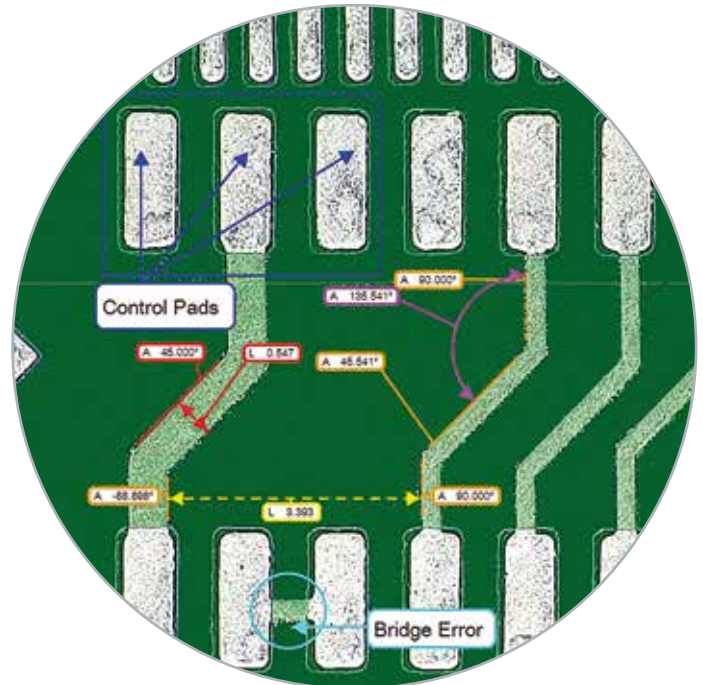
Specification	
Camera	Full HD
Surface illumination	8-point ring light. Colour temperature 5,500K (adjustable with filter options)
Sub-stage illumination	Optional
Front panel control	On/Off, zoom in, zoom out, overview, surface illumination level, sub-stage illumination level, image capture, menu
Remote control	Optional
Interfaces	HDMI, USB3 (PC connection), USB2 (stand alone image capture), WiFi (optional)
CAMERA SPECIFICATION	
Camera zoom	30:1
Digital zoom	12:1
Camera resolution	1920x1080
Sensor	1/2.8" CMOS back-illuminated
Frame rate	50fps & 60fps (switchable)
Saved file type	PNG, JPEG+,JPEG,JPEG-
FEATURES	
Inspection features	Save/import/export settings
Reporting features	Image capture, time stamp
Measurement features	Virtual caliper (x-axis separation, y-axis separation, diagonal - point-to-point), scaleable grid
General features	Image capture, image playback, noise reduction, light control
Exposure control	Auto, aperture priority, manual
Focus control	Auto, manual
Keypad shortcuts	Presets, white balance, front panel lock, AE/ME switching, AF/MF switching
Features retained in front panel lock mode	Image capture
User programmable presets	10 (Save, import/export)
Image capture	USB memory stick or via PC connection
Languages	English, French, German, Spanish, Italian, Portuguese, Russian, Chinese, Japanese, Korean
Image mode	Auto white balance, black and white, wide dynamic range, noise reduction, infrared mode, capture button action



Software

There are options that deliver easy-to-use image capture and on-screen image measurement, so you can choose the option which best meets your needs and workflow.

	DimensionOne	DimensionTwo	ViPlus
Image capture	✓	✓	✓
Annotation	✓	✓	✓
On screen measurement	✓	✓	✓
Overlays			✓
Reporting	✓	✓	✓
Advanced functions			✓
Focus stacking			✓
Edge detection		✓	✓
Shape detection			✓



Objective Lenses

Our range of lenses gives you the freedom to customise your EVO Cam ICON to suit the demands of your application, be that for quality assurance, detailed inspections, or assembly and re-work tasks.

Objective lens	Magnification zoom range*	Working distance	Field of view at min.zoom	Field of view at max.zoom
0.45x	2.3x - 68x	160 mm	241 mm x 134 mm	7.8 mm x 4.2 mm
0.62x	3.1x - 93.7x	106 mm	173 mm x 96 mm	5.5 mm x 3.1 mm
1.0x	5x - 151.2x	82 mm	88 mm x 57 mm	3.5 mm x 2 mm
1.5x	7.6x - 226.8x	43 mm	45 mm x 36 mm	2.3 mm x 1.2 mm
2.0x	10x - 302.4x	29 mm	37 mm x 27 mm	1.5 mm x 1.0 mm
Wide-field objective lenses				
2 dioptre	0.8x - 24x	500 mm	660 mm x 370 mm	21.5 mm x 12.0 mm
3 dioptre	1.15x - 32.6x	330 mm	390 mm x 225 mm	14.7 mm x 8.4 mm
4 dioptre	1.71x - 51.41x	245 mm	293 mm x 171 mm	10 mm x 5.5 mm
5 dioptre	2.12x - 65.5x	197 mm	232 mm x 135 mm	8 mm x 4.5 mm
Micro objective lenses				
5x	250x - 378x	21 mm	2.2 mm x 1.3 mm	1.4 mm x 0.8 mm
10x	500x - 756x	21 mm	1.1 mm x 0.65 mm	0.7 mm x 0.4 mm

*Using a 24 inch screen

VISION ENGINEERING + OUR DIFFERENCE

Vision Engineering Ltd. has been designing and manufacturing high quality ergonomic microscopes, digital instruments, inspection, contact and non-contact measuring systems for over 60 years.

Innovation

With a philosophy of design innovation, Vision Engineering holds world patents for a number of optical / digital techniques, significantly improving viewing ergonomics and enabling customer quality and productivity improvements. In 2020, we were awarded a Queen's Award for Enterprise in the Innovation category, for our high tech ergonomic optical inspection microscope Lynx EVO.

To see our focused quality, please contact your Vision Engineering branch, local authorised distributor, or visit our website: visioneng.com

Quality

Vision Engineering prides itself on quality products, electronics, mechanics and optics and is certified for the quality management system ISO 9001:2015. Quality is as important to us as it is to our customers. Our systems have proved themselves many times over and are chosen by the world's leading companies.

Global

Vision Engineering has manufacturing and design facilities in the UK and USA, plus sales and support offices throughout Europe, the Americas, the Far East, and Asia. We support our customers with close technical and service support anywhere in the world.

Sales Partner

Test Equipment Depot - 800.517.8431 - TestEquipmentDepot.com



Disclaimer - Vision Engineering Ltd. has a policy of continuous development and reserves the right to change or update, without notice, the design, materials or specification of any products, the information contained within this brochure/datasheet and to discontinue production or distribution of any of the products described.
EO&E: Errors and omissions excepted.

LIT5539EN EVO Cam ICON | Copyright ©2024 Vision Engineering Ltd. | All rights reserved.



Vision Engineering Ltd. has been certified for the quality management system ISO 9001:2015.