

SPECIFICATIONS

Range:	-58 to 572 °F -50 to 300 °C
Resolution:	0.1° from -20° to 200° 1° otherwise

OPERATION

1. Press the ON/OFF button to turn the unit on. Press the °F/°C button to switch between Fahrenheit and Celsius.
2. Insert the probe into the material to be measured and read the display.
3. Press the ON/OFF button to turn the unit off. To conserve battery life, always turn the unit off when not in use.

MAX/MIN MEMORY

1. To view the minimum temperature reached since activating the unit, press the MAX/MIN button. "MIN" appears on the display to indicate the minimum temperature recorded.
2. Press the MAX/MIN button a second time, within 3 seconds, to view the maximum temperature reached since activating the unit. "MAX" appears on the display to indicate the maximum temperature recorded.


Note: Three seconds after pressing the MAX/MIN button, the unit automatically returns to the current temperature reading. ("MIN" and "MAX" are no longer displayed.)

3. Turn the unit off to reset the minimum and maximum memories.

ALL OPERATIONAL DIFFICULTIES

If this thermometer does not function properly for any reason, replace the battery with a new high quality battery (see the "Battery Replacement" section). Low battery power can occasionally cause any number of "apparent" operational difficulties. Replacing the battery with a new fresh battery will solve most difficulties.

BATTERY REPLACEMENT

Erratic readings, a faint display, no display or  appearing on the display are all indications that the battery must be replaced. Using a coin, turn the battery cover on back of the unit in the direction of the "open" arrow. Remove the exhausted battery and replace with a new 1.5 volt silver-oxide 357 size battery. Make certain positive (+) side is visible. Replace battery cover.

WARRANTY, SERVICE, OR RECALIBRATION

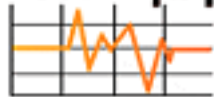
For warranty, service, or recalibration, contact:

CONTROL COMPANY

1

Control Company is ISO 9001:2008 Quality-Certified by
DNV and ISO/IEC 17025:2005 accredited as a
Calibration Laboratory by A2LA.

**Test Equipment
Depot**




1-800-517-8431

5 Commonwealth Ave
Woburn, MA 01801

TestEquipmentDepot.com

Traceable® is a registered trademark of  Control Company.

©2016  Control Company. 92-4376-00 Rev. 1 090716

**TRACEABLE®
SNAP-IN
THERMOMETER
MODULE
WITH PROBE
INSTRUCTIONS**