

# STOPWATCH CHART

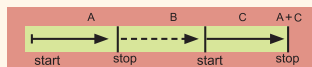
Page No.	Model No.	Traceable® A2LA NIST Cert Supplied	Accuracy	Timing Capacity	Resolution	Timing Functions	Features
23	1052	Yes	0.001%	10 Hours	1/100 Second	A, B, C, D, E, F, G, H, I	300 memories
23	1051	Yes	0.001%	24 Hours	1/100 Second	A, B, C, D	Jumbo digit
23	1037	Yes	0.001%	24 Hours	1/100 Second	A, B, C, D	Extra-tough construction
23	1044	Yes	0.01%	24 Hours	1/100 Second	A, B, C, D	Extra-tough construction
24	1025	Yes	0.001%	10 Hours	1/100 Second	A, B, C, D, E, F, G, H, I	60 memories
24	1048	Yes	0.001%	10 Hours	1/100 Second	A, B, C, D, E, F, G, H, I	8 memories
24	1030	Yes	0.0005%	10 Hours	1/100 Second	A, B, C, D, E	High accuracy
25	1031	Yes	0.0005%	10 Hours	1/100 Second	A, B, C, D, E, F	Decimal timing; 500 memories
25	1034	Yes	0.0005%	10 Hours	1/100 Second	A, B, C, D, E	Dual display, 8 memories
25	1047	Yes	0.003%	24 Hours	1/100 Second	A, B, C, D	Big digits
26	1045	Yes	0.01%	24 Hours	1/100 Second	A, B, C, D	Water and shock resistant
26	1042	Yes	0.01%	24 Hours	1/100 Second	A, B, C, D	Waterproof
26	1043	Yes	0.1%	24 Hours	1/100 Second	A, B, C, D	Disposable
27	1035	Yes	0.01%	60 Minutes	1/100 Second	A, B, C, D, E, F, H	Pre-programmed countdown
27	1221	Yes	0.001%	10 Hours	1/100 Second	A, B, C, D, E	Bench top
27	1021	Yes	0.001%	999 Hours	1/100 Second	A, B, C, D, E, H	12 different events

## NINE UNIQUE TIMING FUNCTIONS

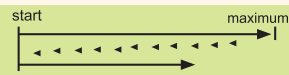
**A. Single Action Timing:** Pressing the start button begins timing, a second press stops the clock



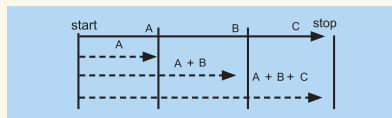
**B. Time-out/Time-in:** Records total elapsed time with any number of time-outs. Permits stopping the timer for off periods, holds the reading where stopped, and starts again from that point.



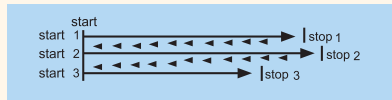
**C. Continuous Timing:** Digits offer a continuous display. When the maximum display is reached, digits rollover to zero and automatically begin timing again. Permits timing for hours, days, or weeks.



**D. Cumulative Split:** Freezes the display for partial event times while the internal clock continues to run and measure total elapsed time since starting the timer.



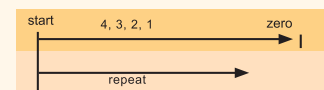
**E. Interval Split:** Yields a readout of each individual time increment of a connected series of events. Each press of the button displays the time interval since the previous press.




**F. Memories:** Capture and store separate times and display them while timing or after the event is over. Never look away from a lab test—even to take notes.



**G. Countdown I (repeat):** An alarm sounds at zero, program automatically repeats, counts down, and alarms again. It continues this sequence until stopped.



**H. Countdown II:** Allows setting unit to countdown. An alarm sounds at zero.



**I. Sample Counter:** Box on display shows sample number for each split taken.

1, 2, 3, 4...

**novatech**  
INTERNATIONAL

CONTROL COMPANY

**Test Equipment Depot**  
1-800-517-8431

5 Commonwealth Ave  
Woburn, MA 01801

TestEquipmentDepot.com